PNEUMATIIKKA

HYDROSCAND

LIITTIMET

s. 3

VENTTIILIT

s. 29

PAINEILMAN KÄSITTELY

s. 75

SYLINTERIT

s. 91

TEKNINEN INFO

s. 137

HYDROSCAND

Me täällä Hydroscandilla tarjoamme sinulle kattavaa palvelua tilauksesta toimitukseen. Tuotevalikoimamme on laaja ja korkealaatuinen. Monet tuotteemme on sertifioitu markkinoiden standardien mukaisesti.

Henkilökunnaltamme saat parasta palvelua ja jaamme mielellämme omaa osaamistamme kanssasi. Meillä on täydet mahdollisuudet räätälöidä letkuja ja liittimiä juuri teidän tarpeidenne ja toiveidenne mukaisesti nopeita toimituksia unohtamatta.

Olemme siellä missä tekin olette – löydä lähin toimipisteemme osoitteesta hydroscand.fi

TERVETULOA!

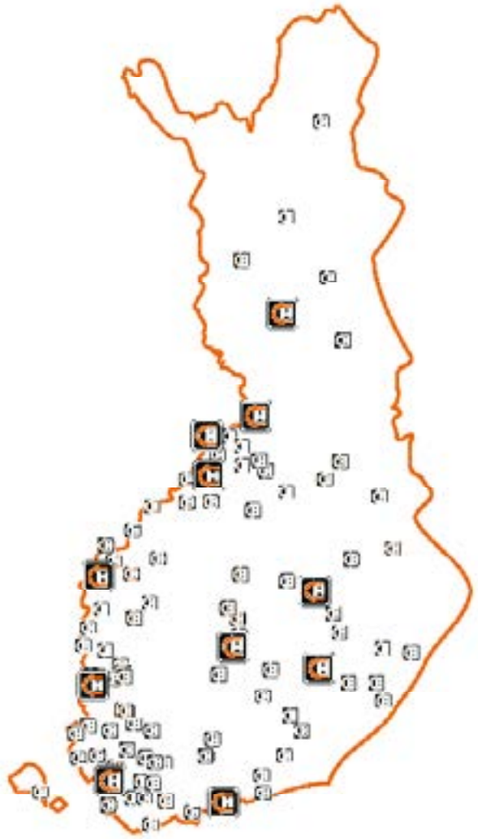

LIITTIMET

HYDROSCAND

A SARJA s. 5

P SARJA s. 9

B SARJA s. 11

C SARJA s. 18

D SARJA s. 21

VAIMENTIMET s. 23

LETKUT s. 24

PIKALIITTIMET s. 26

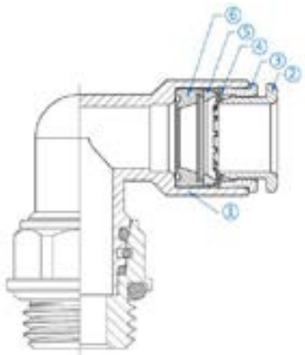

OMINAISUUDET

Väliaine:	Paineilma, vesi
Työpaine:	-0,99-16bar (12bar - 14mm)
Lämpötila:	-20°C ... + 70°C
Suositellut putket:	PU PA PE Nailon
Runko [1]:	Nikkelöity messinki CW614 N
Vapautusrengas [2]:	Nikkelöity messinki CW614 N
Kaulus [3]:	Nikkelöity messinki CW614 N
Lukitusrengas [4]:	Ruostumaton teräs AISI 301
Tukirengas [5]:	POM
Tiiviste [6]:	NBR

PF2-010

SUORA LIITIN A1

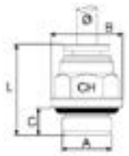

Tuotenro.	B	C	L	CH	Putken-ø	Kierre A
PF2010-03-01	8	3.5	15	-	3 mm	M5
PF2010-04-01	8	3.5	19.3	10	4 mm	M5
PF2010-04-02	14	5.5	18.3	11	4 mm	G 1/8"
PF2010-04-04	17	6.5	19	9	4 mm	G 1/4"
PF2010-05-01	8	4	22	-	5 mm	M5
PF2010-05-02	13.5	5.5	21.4	10	5 mm	G 1/8"
PF2010-05-04	17	6.5	20.5	10	5 mm	G 1/4"
PF2010-06-01	8	3.5	18.9	12	6 mm	M5
PF2010-06-M12	17	6.9	19.2	12	6 mm	M12x1,5
PF2010-06-02	14	5.5	18.7	12	6 mm	G 1/8"
PF2010-06-04	17	7	20.7	12	6 mm	G 1/4"
PF2010-08-M12	17	6.9	21.1	14	8 mm	M12x1,5
PF2010-08-02	14	5.5	22.8	14	8 mm	G 1/8"
PF2010-08-04	17	7	21.8	15	8 mm	G 1/4"
PF2010-08-06	20	8.2	20.3	15	8 mm	G 3/8"
PF2010-10-04	17	7	27.4	17	10 mm	G 1/4"
PF2010-10-06	20	8.2	24.6	17	10 mm	G 3/8"
PF2010-10-08	24	9.2	22.6	18	10 mm	G 1/2"
PF2010-12-04	18	7	29.8	21	12 mm	G 1/4"
PF2010-12-06	20	8.2	29.8	21	12 mm	G 3/8"
PF2010-12-08	24	9.2	28.2	21	12 mm	G 1/2"
PF2010-14-06	21	7.5	34.7	21	14 mm	G 3/8"
PF2010-14-08	24	10	30	24	14 mm	G 1/2"
PF2010-16-08	24	10	34	24	16 mm	G 1/2"
PF2010-02-01	6	3.5	14	-	1/8" 3,17mm	M5
PF2010-07-04	17	7	19.2	12	1/4" 6,35mm	G 1/4"
PF2010-09-06	20	8.2	24.8	17	3/8" 9,52mm	G 3/8"
PF2010-13-08	24	9.2	28.3	21	1/2" 12,7mm	G 1/2"

PF2-020

SUORA LIITIN A2



Tuotenro.	B	C	L	CH	Putken-Ø	Kierre A
PF2020-04-02	12	6.5	26.4	9	4 mm	G 1/8"
PF2020-04-04	17	10	29.5	9	4 mm	G 1/4"
PF2020-05-02	12	6.5	27	10	5 mm	G 1/8"
PF2020-05-04	16	10	30	10	5 mm	G 1/4"
PF2020-06-02	12	6.5	28.3	11	6 mm	G 1/8"
PF2020-06-04	16	11	25.8	17	6 mm	G 1/4"
PF2020-08-02	12	6.5	28.5	13	8 mm	G 1/8"
PF2020-08-04	16	11	26.9	17	8 mm	G 1/4"
PF2020-10-04	16	10	32	16	10 mm	G 1/4"
PF2020-10-06	20	13	38	20	10 mm	G 3/8"

PF2-030

JATKOLIITIN A3

Tuotenro.	A	L	Putken-Ø
PF2030-03-03	7	22	3 mm
PF2030-04-04	10	28.8	4 mm
PF2030-05-05	10	34	5 mm
PF2030-06-06	12	29	6 mm
PF2030-08-08	14	32	8 mm
PF2030-10-10	17	36.7	10 mm
PF2030-12-12	20	39.6	12 mm
PF2030-14-14	21	43.5	14 mm
PF2030-16-16	23.6	47	16 mm
PF2030-02-02	7	22	1/8" 3,17mm
PF2030-07-07	12	25.4	1/4" 6,35mm
PF2030-09-09	17	31.8	3/8" 9,52mm
PF2030-13-13	20	34.9	1/2" 12,7mm

PF2-031

LÄPIVIENTILIITIN A31

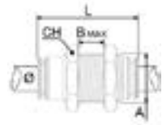

Tuotenro.	A	B	L	CH	Putken-Ø
PF2031-04-04	M11	8	32	14	4 mm
PF2031-05-05	M11	8	33	14	5 mm
PF2031-06-06	M14	8	36	17	6 mm
PF2031-08-08	M16	10	38	18	8 mm
PF2031-10-10	M18	12	42.3	22	10 mm
PF2031-12-12	M22	17	45.8	25	12 mm
PF2031-14-14	M24	18	47.5	27	14 mm

PF2-040

KULMALIITIN A4

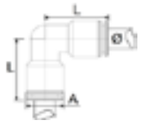

Tuotenro.	A	L	Putken-Ø
PF2040-03-03	6.5	13.5	3 mm
PF2040-04-04	10	18.6	4 mm
PF2040-05-05	10	19	5 mm
PF2040-06-06	12	20.3	6 mm
PF2040-08-08	14	23.3	8 mm
PF2040-10-10	17	27.3	10 mm
PF2040-12-12	20	30.4	12 mm
PF2040-14-14	21	31.7	14 mm

PF2-050

T-LIITIN A5

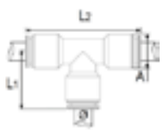

Tuotenro.	A	L1	L2	Putken-Ø
PF2050-03-03	6.5	13.5	22	3 mm
PF2050-04-04	10	19.1	38.2	4 mm
PF2050-05-05	10	19	38.2	5 mm
PF2050-06-06	12	21	41.3	6 mm
PF2050-08-08	14	23.3	47	8 mm
PF2050-10-10	17	27.8	54.8	10 mm
PF2050-12-12	20	31	60.9	12 mm
PF2050-14-14	21	31.7	64	14 mm

PF2-070

KIERRELIITIN A7

Tuotenro.	B	L1	L2	CH	Putken-Ø	Kierre A
PF2070-04-01	4	15	24	8	4 mm	M5
PF2070-04-02	5.5	16	27.7	13	4 mm	G 1/8"
PF2070-04-04	8	16	32.4	14	4 mm	G 1/4"
PF2070-05-01	4	17	25	8	5 mm	M5
PF2070-05-02	6	16	29	13	5 mm	G 1/8"
PF2070-05-04	8	16	32.5	14	5 mm	G 1/4"
PF2070-06-01	4	19.5	28.5	8	6 mm	M5
PF2070-06-02	5.5	19.5	30.4	13	6 mm	G 1/8"
PF2070-06-04	6.5	19.5	32	13	6 mm	G 1/4"
PF2070-06-M12	8	16.6	33	13	6 mm	M12x1.5
PF2070-08-M12	8	17.7	34	13	8 mm	M12x1.5
PF2070-08-02	5.5	21	32	13	8 mm	G 1/8"
PF2070-08-04	6.5	21	33.5	13	8 mm	G 1/4"
PF2070-08-06	9	21	37	13	8 mm	G 3/8"
PF2070-10-04	8	22	37.2	14	10 mm	G 1/4"
PF2070-10-06	9	22	38.8	17	10 mm	G 3/8"
PF2070-12-04	8	25	40.8	14	12 mm	G 1/4"
PF2070-12-06	9	25	42	13	12 mm	G 3/8"
PF2070-12-08	9	25	42	16	12 mm	G 1/2"
PF2070-14-06	8	27	44.5	16	14 mm	G 3/8"
PF2070-14-08	9	27	46.5	16	14 mm	G 1/2"

PF2-090

SUPISTUSLIITIN A9

Tuotenro.	A	L	Putken-Ø1	Putken-Ø2
PF2090-04-06	11	34.5	4 mm	6 mm
PF2090-05-04	9	32.7	5 mm	4 mm
PF2090-06-04	10	32.2	6 mm	4 mm
PF2090-06-05	9.6	35.5	6 mm	5 mm
PF2090-06-08	13	40	6 mm	8 mm
PF2090-08-04	9	33.8	8 mm	4 mm
PF2090-08-05	9.5	35	8 mm	5 mm
PF2090-08-06	12	33.8	8 mm	6 mm
PF2090-10-06	11	39	10 mm	6 mm
PF2090-10-08	13	40	10 mm	8 mm
PF2090-12-04	9	40	12 mm	4 mm
PF2090-12-06	13	40.3	12 mm	6 mm
PF2090-12-08	13	39.5	12 mm	8 mm
PF2090-12-10	16	42.5	12 mm	10 mm
PF2090-14-10	16	43.5	14 mm	10 mm
PF2090-14-12	17	44	14 mm	12 mm

PF2-110

SUUNNATTAVA KULMALIITIN A11

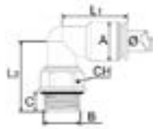

Tuotenro.	A	C	L1	L2	CH	Putken-Ø	Kierre B
PF2110-03-01	6.5	4.5	15	14.5	9	3 mm	M5
PF2110-04-01	10	4.5	18.6	20	10	4 mm	M5
PF2110-04-02	10	5.5	18.6	20.5	12	4 mm	G 1/8"
PF2110-04-04	9	6	18.6	23.6	13	4 mm	G 1/4"
PF2110-05-01	9.5	4	19.5	14.5	9	5 mm	M5
PF2110-05-02	9.5	6	20	20	13	5 mm	G 1/8"
PF2110-05-04	9.5	6.5	20	23	13	5 mm	G 1/4"
PF2110-06-01	12	4.5	20.3	20.3	10	6 mm	M5
PF2110-06-02	12	5.5	20.3	21	12	6 mm	G 1/8"
PF2110-06-04	12	6.9	20.3	20.9	14	6 mm	G 1/4"
PF2110-08-02	14	5.5	23.3	22.5	12	8 mm	G 1/8"
PF2110-08-04	14	6.9	23.3	22.4	14	8 mm	G 1/4"
PF2110-08-06	14	8.2	23.3	24.2	17	8 mm	G 3/8"
PF2110-10-04	17	6.9	27.3	25.4	14	10 mm	G 1/4"
PF2110-10-06	17	8.2	27.3	28.7	17	10 mm	G 3/8"
PF2110-10-08	17	9.2	27.3	29.2	17	10 mm	G 1/2"
PF2110-12-04	20	6.9	30.4	27.4	14	12 mm	G 1/4"
PF2110-12-06	20	8.2	30.4	28.7	17	12 mm	G 3/8"
PF2110-12-08	20	9.2	30.4	29.2	17	12 mm	G 1/2"
PF2110-14-06	21	7.5	32	28.5	20	14 mm	G 3/8"
PF2110-14-08	20	11	32	33.5	20	14 mm	G 1/2"

PF2-150

ASETELTAVA T-LIITIN A15

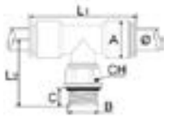

Tuotenro.	A	C	L1	L2	CH	Putken-Ø	Kierre B
PF2150-04-02	11	5.5	34	18.5	13	4 mm	G 1/8"
PF2150-05-02	11	7.5	38	24	13	5 mm	G 1/8"
PF2150-06-02	11.5	5.5	40.6	20.9	12	6 mm	G 1/8"
PF2150-06-04	11.5	6.5	40.6	20.9	14	6 mm	G 1/4"
PF2150-08-02	13.5	5.5	46.5	20.5	13	8 mm	G 1/8"
PF2150-08-04	13.5	6.9	46.5	22.4	14	8 mm	G 1/4"
PF2150-08-06	13.5	7.5	50	25.5	18	8 mm	G 3/8"
PF2150-10-04	16.5	6.5	55	25.5	16	10 mm	G 1/4"
PF2150-10-06	16.5	7.5	55	26.5	18	10 mm	G 3/8"
PF2150-12-04	19.5	6.5	58	25.5	19	12 mm	G 1/4"
PF2150-12-06	19.5	7.5	58	25.5	18	12 mm	G 3/8"
PF2150-12-08	19.5	9	58	31	21	12 mm	G 1/2"
PF2150-14-08	20	9	62	33.5	20	14 mm	G 1/2"

PF2-160

L-LIITIN A16

Tuotenro.	B	C	L1	L2	CH	Putken-Ø	Kierre B
PF2160-04-01	9.5	4	17.3	20	8	4 mm	M5
PF2160-04-02	11.5	5.5	17.3	18.5	13	4 mm	G 1/8"
PF2160-06-02	11.5	5.5	20.6	18.5	13	6 mm	G 1/8"
PF2160-06-04	11.5	6.5	22.3	22.5	16	6 mm	G 1/4"
PF2160-08-02	13.5	5.5	23	20.5	13	8 mm	G 1/8"
PF2160-08-04	13.5	6.5	23	22.5	16	8 mm	G 1/4"
PF2160-08-06	13.5	7.5	24.5	25.5	18	8 mm	G 3/8"
PF2160-10-04	16.5	6.5	26.4	24.5	16	10 mm	G 1/4"
PF2160-10-06	16.5	7.5	26.4	25.5	18	10 mm	G 3/8"
PF2160-12-04	19.5	6.5	28.9	24.5	16	12 mm	G 1/4"
PF2160-12-06	19.5	7.5	28.9	24.5	18	12 mm	G 3/8"

PF2-080

JATKOLIITIN A8

Tuotenro.	L	Putken-Ø
PF2080-04-04	32	4 mm
PF2080-05-05	33	5 mm
PF2080-06-06	35	6 mm
PF2080-08-08	38	8 mm
PF2080-10-10	45.5	10 mm
PF2080-12-12	48	12 mm
PF2080-14-14	52	14 mm

PF2-101

TULPPA A101

Tuotenro.	L	Putken-Ø
PF2101-00-04	25.5	4 mm
PF2101-00-05	26.5	5 mm
PF2101-00-06	27.5	6 mm
PF2101-00-08	30	8 mm
PF2101-00-10	35	10 mm
PF2101-00-12	37	12 mm
PF2101-00-14	39.5	14 mm

PF2-130

KULMALIITIN PLUG-IN A13

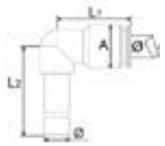

Tuotenro.	A	L1	L2	Putken-Ø
PF2130-04-04	9.5	17.5	20	4 mm
PF2130-06-06	11.5	19	26	6 mm
PF2130-08-08	13.5	22	30	8 mm
PF2130-10-10	15.5	24	34	10 mm
PF2130-12-12	17	27	41	12 mm

PF2-102

TULPPA A102

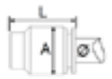

Tuotenro.	A	L	Putken-Ø
PF2102-00-04	9	15	4 mm
PF2102-00-06	11	17	6 mm
PF2102-00-08	13	20	8 mm
PF2102-00-10	15	21	10 mm
PF2102-00-12	17	22	12 mm

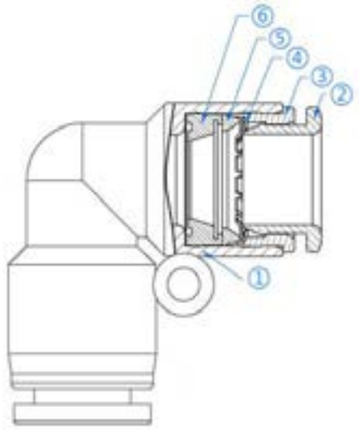

OMINAISUUDET

Väliaine:	Paineilma, vesi
Työpaine:	-0,96-16bar (12bar - 14mm)
Lämpötila:	Ilma -5°C … +60°C
	Vesi 0°C … +40°C
Suositellut putket:	PU PA PE Nailon
Runko [1]:	Vahvistettu muovi PBT
Vapautusrengas [2]:	POM
Kaulus [3]:	Nikkelöity messinki CW614 N
Lukitusrengas [4]:	RST AISI 301
Tukirengas [5]:	POM
Tiiviste [6]:	NBR

PF0-030

SUORA LIITIN P3

Tuotenro.	A1	A2	L	Putken-Ø1	Putken-Ø2
PF0030-04-04	11	11	33.3	4 mm	4 mm
PF0030-06-04	13	11	35.4	6 mm	4 mm
PF0030-06-06	13	13	35	6 mm	6 mm
PF0030-08-06	14.5	13	38.9	8 mm	6 mm
PF0030-08-08	14.5	14.5	39	8 mm	8 mm
PF0030-10-06	18	13	41	10 mm	6 mm
PF0030-10-08	18	14.5	41.9	10 mm	8 mm
PF0030-10-10	18	18	42.5	10 mm	10 mm
PF0030-12-08	21	14.5	45	12 mm	8 mm
PF0030-12-10	21	18	46	12 mm	10 mm
PF0030-12-12	21	21	47	12 mm	12 mm
PF0030-14-14	24	24	50	14 mm	14 mm
PF0030-15-15	26	26	64	15 mm	15 mm
PF0030-16-16	26	26	54.4	16 mm	16 mm

PF0-040

KULMALIITIN P4

Tuotenro.	A	ØB	L1	L2	Putken-Ø
PF0040-04-04	11	3.2	17.8	8	4 mm
PF0040-06-06	13	3.2	20.9	9	6 mm
PF0040-08-08	14.5	3.2	23.4	10	8 mm
PF0040-10-10	18	3.2	25.7	11	10 mm
PF0040-12-12	21	3.2	29.7	13	12 mm
PF0040-14-14	24	-	30	-	14 mm
PF0040-15-15	26	-	33	-	15 mm
PF0040-16-16	26	-	33	-	16 mm

PF0-050

T-LIITIN P5

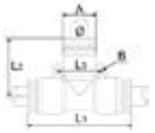

Tuotenro.	A	ØB	L1	L2	L3	Putken-Ø
PF0050-04-04	11	3.2	37	17.8	16	4 mm
PF0050-06-06	13	3.2	41.2	20.9	18	6 mm
PF0050-08-08	14.5	3.2	46.3	23.4	20	8 mm
PF0050-10-10	18	3.2	50.5	25.7	22	10 mm
PF0050-12-12	21	3.2	58.8	29.7	26	12 mm
PF0050-14-14	24	-	54	30	-	14 mm
PF0050-15-15	26	-	66	33	-	15 mm
PF0050-16-16	26	-	66	33	-	16 mm

PF0-060

Y-LIITIN P6

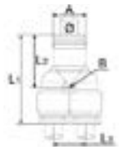

Tuotenro.	A	ØB	L1	L2	L3	Putken-Ø
PF0060-04-04	11	3.2	34.5	20	11	4 mm
PF0060-06-06	13	3.2	39.7	23.1	13.2	6 mm
PF0060-08-08	14.5	3.2	44.8	26.5	14.6	8 mm
PF0060-10-10	18	3.2	48.4	27.5	17.6	10 mm
PF0060-12-12	21	3.2	55	33.7	21	12 mm

PF0-080

JATKOLIITIN P8

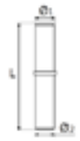

Tuotenro.	L	Putken-Ø1	Putken-Ø2
PF0080-04-04	37	4 mm	4 mm
PF0080-04-06	38	4 mm	6 mm
PF0080-04-08	40	4 mm	8 mm
PF0080-06-06	39	6 mm	6 mm
PF0080-08-08	41	8 mm	8 mm
PF0080-08-10	41.5	8 mm	10 mm
PF0080-10-10	44	10 mm	10 mm
PF0080-10-12	46.5	10 mm	12 mm
PF0080-12-12	49	12 mm	12 mm

PF0-101

TULPPA P101

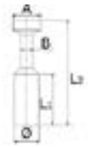

Tuotenro.	A	ØB	L1	L2	Putken-Ø
PF0101-00-04	5	3	15	28	4 mm
PF0101-00-06	7	3	17	33	6 mm
PF0101-00-08	9	4	18	37	8 mm
PF0101-00-10	11	5	20.5	42	10 mm
PF0101-00-12	13	6	23	44	12 mm

OMINAISUUDET

Väliaine:	Paineilma, öljy (matalapaine), vesi
Työpaine:	60bar
Runko:	Nikkelöity messinki CW614 N
Kierretyyppi:	BSPP UNI-ISO228
Kartiokierretyyppi:	BSPT UNI-ISO 7
Metrinen kierretyyppi:	ISO/R 262
Uroskierre:	M
Naaraskierre:	F

PF5-010

MUHVI B10

Tuotenro.	L	B	C	CH	Kierre B	Kierre A
PF5010-01-02	14.5	4	6	14	M5 M	G 1/8" M
PF5010-02-02	16.5	6	6	14	G 1/8" M	G 1/8" M
PF5010-02-04	19.0	6	8	17	G 1/8" M	G 1/4" M
PF5010-02-06	20.0	6	9	19	G 1/8" M	G 3/8" M
PF5010-04-04	21.0	8	8	17	G 1/4" M	G 1/4" M
PF5010-04-06	22.0	8	9	19	G 1/4" M	G 3/8" M
PF5010-04-08	23.5	8	10	24	G 1/4" M	G 1/2" M
PF5010-06-06	23.0	9	9	19	G 3/8" M	G 3/8" M
PF5010-06-08	24.5	9	10	24	G 3/8" M	G 1/2" M
PF5010-08-08	25.5	10	10	24	G 1/2" M	G 1/2" M
PF5010-08-12	27.5	10	11	30	G 1/2" M	G 3/4" M
PF5010-12-12	28.5	11	11	30	G 3/4" M	G 3/4" M
PF5010-12-16	32.0	11	13	36	G 3/4" M	G 1" M
PF5010-16-16	32.0	13	13	36	G 1" M	G 1" M

PF5-011

MUHVI B11

Tuotenro.	L	B	C	CH	Putken-Ø	Kierre A
PF5011-02-02	20.5	8	8	12	R 1/8" M	R 1/8" M
PF5011-02-04	24.0	8	11	14	R 1/8" M	R 1/4" M
PF5011-02-06	24.5	8	11.5	17	R 1/8" M	R 3/8" M
PF5011-04-04	27.0	11	11	14	R 1/4" M	R 1/4" M
PF5011-04-06	27.5	11	11.5	17	R 1/4" M	R 3/8" M
PF5011-04-08	30.5	11	14	22	R 1/4" M	R 1/2" M
PF5011-06-06	28.0	11.5	11.5	17	R 3/8" M	R 3/8" M
PF5011-06-08	31.0	11.5	14	22	R 3/8" M	R 1/2" M
PF5011-08-08	33.5	14	14	22	R 1/2" M	R 1/2" M
PF5011-08-12	37.0	14	16.5	27	R 1/2" M	R 3/4" M
PF5011-12-12	39.5	16.5	16.5	27	R 3/4" M	R 3/4" M
PF5011-12-16	42.5	16.5	19	34	R 3/4" M	R 1" M
PF5011-16-16	45.5	19	19	34	R 1" M	R 1" M

PF5-020

MUHVI B20

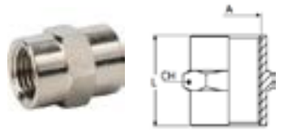

Tuotenro.	L	CH	Kierre A
PF5020-01-01	11	8	M5 F
PF5020-02-02	15	14	G 1/8" F
PF5020-04-04	22	17	G 1/4" F
PF5020-06-06	23	22	G 3/8" F
PF5020-08-08	28	26	G 1/2" F
PF5020-12-12	32	32	G 3/4" F
PF5020-16-16	32	38	G 1" F

PF5-030

MUHVI B30

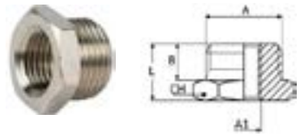

Tuotenro.	B	L	CH	Kierre A	Kierre A1
PF5030-02-01	6	10.5	14	G 1/8" M	M5 F
PF5030-04-02	8	13	17	G 1/4" M	G 1/8" F
PF5030-06-02	9	14	19	G 3/8" M	G 1/8" F
PF5030-06-04	9	14	19	G 3/8" M	G 1/4" F
PF5030-08-04	10	15.5	24	G 1/2" M	G 1/4" F
PF5030-08-06	10	15.5	24	G 1/2" M	G 3/8" F
PF5030-12-08	11	17.5	30	G 3/4" M	G 1/2" F

PF5-031

SUPISTUS B31

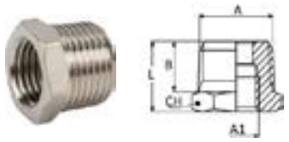

Tuotenro.	B	L	CH	Kierre A	Kierre A1
PF5031-04-02	11	16	14	R 1/4" M	G 1/8" F
PF5031-06-02	11.5	16.5	17	R 3/8" M	G 1/8" F
PF5031-06-04	11.5	16.5	17	R 3/8" M	G 1/4" F
PF5031-08-02	14	19.5	22	R 1/2" M	G 1/8" F
PF5031-08-04	14	19.5	22	R 1/2" M	G 1/4" F
PF5031-08-06	14	19.5	22	R 1/2" M	G 3/8" F
PF5031-12-08	16.5	23	27	R 3/4" M	G 1/2" F
PF5031-16-08	14	21.5	34	R 1" M	G 1/2" F

PF5-032

SUPISTUS B32

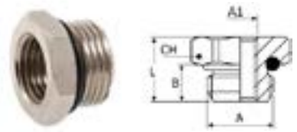

Tuotenro.	B	L	CH	Kierre A	Kierre A1
PF5032-02-01	6.5	11	14	G 1/8" M	M5 F
PF5032-04-02	8	13	19	G 1/4" M	G 1/8" F
PF5032-06-02	9	14	20	G 3/8" M	G 1/8" F
PF5032-06-04	9	14	20	G 3/8" M	G 1/4" F
PF5032-08-04	10	15.5	24	G 1/2" M	G 1/4" F
PF5032-08-06	10	15.5	26	G 1/2" M	G 3/8" F

PF5-041

SUPISTUS B41

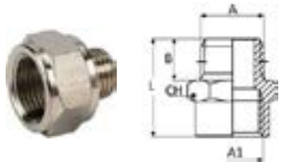

Tuotenro.	B	L	CH	Kierre A	Kierre A1
PF5041-02-02	8	18	14	R 1/8" M	G 1/8" F
PF5041-02-04	8	21.5	17	R 1/8" M	G 1/4" F
PF5041-04-04	11	24.5	17	R 1/4" M	G 1/4" F
PF5041-04-06	11	25.5	22	R 1/4" M	G 3/8" F
PF5041-06-06	11.5	26	22	R 3/8" M	G 3/8" F
PF5041-06-08	11.5	29.5	24	R 3/8" M	G 1/2" F
PF5041-08-08	14	32	26	R 1/2" M	G 1/2" F
PF5041-08-12	14	35	32	R 1/2" M	G 3/4" F

PF5-050

TULPPA B50

Tuotenro.	B	L	D	CH	Kierre A
PF5050-00-01	4.5	7.2	8	2.5	M5 M
PF5050-00-02	6.5	9.5	14	5	G 1/8" M
PF5050-00-04	8	11.5	17	6	G 1/4" M
PF5050-00-06	9	12.5	20	8	G 3/8" M
PF5050-00-08	10	14	26	10	G 1/2" M

PF5-060

HATTU B60

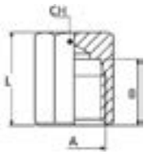

Tuotenro.	B	L	CH	Kierre A
PF5060-00-02	8	11.5	14	G 1/8" F
PF5060-00-04	11	15	17	G 1/4" F
PF5060-00-06	11.5	15.5	20	G 3/8" F
PF5060-00-08	14	20	24	G 1/2" F
PF5060-00-12	13	15	30	G 3/4" F
PF5060-00-16	13	15	38	G 1" F

PF5-070

KULMALIITIN B70

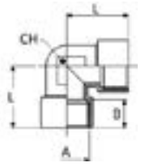

Tuotenro.	B	L	CH	Kierre A
PF5060-00-02	8	11.5	14	G 1/8" F
PF5060-00-04	11	15	17	G 1/4" F
PF5060-00-06	11.5	15.5	20	G 3/8" F
PF5060-00-08	14	20	24	G 1/2" F
PF5060-00-12	13	15	30	G 3/4" F
PF5060-00-16	13	15	38	G 1" F

PF5-071

KULMALIITIN B71

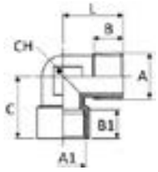

Tuotenro.	B	B1	C	L	CH	Kierre A1	Kierre A
PF5071-00-01	4	5	11.5	11	9	M5 F	M5 M
PF5071-00-02	8	8	18.5	21	10	G 1/8" F	R 1/8" M
PF5071-00-04	11	11	23.5	25.5	13	G 1/4" F	R 1/4" M
PF5071-00-06	11.5	11.5	26	28	17	G 3/8" F	R 3/8" M
PF5071-00-08	14	14	31	33.5	21	G 1/2" F	R 1/2" M
PF5071-00-12	16	16.5	33	36.5	25	G 3/4" F	R 3/4" M
PF5071-00-16	17	19	39	45	30	G 1" F	R 1" M

PF5-080

T-LIITIN B80

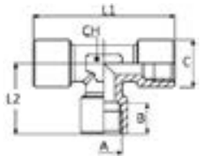

Tuotenro.	B	C	L1	L2	CH	Kierre A
PF5080-00-01	5	8	22	11	9	M5 F
PF5080-00-02	8	13	42	21	10	G 1/8" F
PF5080-00-04	11	16.5	51	25.5	13	G 1/4" F
PF5080-00-06	11.5	20.5	56	28	17	G 3/8" F
PF5080-00-08	14	25.5	67	33.5	21	G 1/2" F
PF5080-00-12	16.5	32.5	73	36.5	25	G 3/4" F
PF5080-00-16	19	39.5	90	45	30	G 1" F

PF5-081

T-LIITIN B81

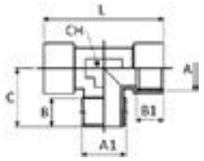

Tuotenro.	B	B1	C	L	CH	Kierre A1	Kierre A
PF5081-00-01	4	5	11.5	22	9	M5 M	M5 F
PF5081-00-02	8	8	18.5	42	10	R 1/8" M	G 1/8" F
PF5081-00-04	11	11	23.5	51	13	R 1/4" M	G 1/4" F
PF5081-00-06	11.5	11.5	26	56	17	R 3/8" M	G 3/8" F
PF5081-00-08	14	14	31	67	21	R 1/2" M	G 1/2" F
PF5081-00-12	16	16.5	33	73	25	R 3/4" M	G 3/4" F
PF5081-00-16	17.5	19	39	90	30	R 1" M	G 1" F

PF5-082

T-LIITIN B82

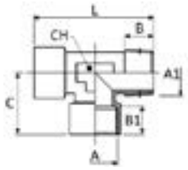

Tuotenro.	B	B1	C	L	CH	Kierre A1	Kierre A
PF5082-00-01	4	5	11	22.5	9	M5 M	M5 F
PF5082-00-02	8	8	21	39.5	10	R 1/8" M	G 1/8" F
PF5082-00-04	11	11	25.5	49	13	R 1/4" M	G 1/4" F
PF5082-00-06	11.5	11.5	28	54	17	R 3/8" M	G 3/8" F
PF5082-00-08	14	14	33.5	64.5	21	R 1/2" M	G 1/2" F
PF5082-00-12	16	16.5	36.5	69.5	25	R 3/4" M	G 3/4" F
PF5082-00-16	17.5	19	45	84	30	R 1" M	G 1" F

PF5-090

RISTILIITIN B90

Tuotenro.	B	L	CH	Kierre A
PF5090-00-02	8	42	10	G 1/8" F
PF5090-00-04	11	51	13	G 1/4" F
PF5090-00-06	11.5	56	17	G 3/8" F
PF5090-00-08	14	67	21	G 1/2" F

PF5-100

LETKULIITIN B100

Tuotenro.	C	B	L	CH	A	Kierre A1
PF5100-05-01	4.5	15	23	8	4.5	M5 M
PF5100-07-02	6.5	19	30	14	7.0	G 1/8" M
PF5100-07-04	8	19	32	17	7.0	G 1/4" M
PF5100-08-02	6.5	19	30	14	8.0	G 1/8" M
PF5100-08-04	8	19	32	17	8.0	G 1/4" M
PF5100-09-02	6.5	19	30	14	9.0	G 1/8" M
PF5100-09-04	8	19	32	17	9.0	G 1/4" M
PF5100-09-06	9	19	33	20	9.0	G 3/8" M
PF5100-12-04	8	20	33	17	12.0	G 1/4" M
PF5100-12-06	9	20	34	20	12.0	G 3/8" M
PF5100-12-08	10	20	35.5	25	12.0	G 1/2" M
PF5100-17-06	9	24	38	20	17.0	G 3/8" M
PF5100-17-08	10	24	39.5	25	17.0	G 1/2" M

PF5-101

LETKULIITIN B101

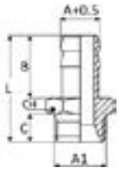

Tuotenro.	C	B	L	CH	A	Kierre A1
PF5101-05-01	4	15	22.5	8	4.5	M5 M
PF5101-06-02	6	19	29.5	12	6.0	G 1/8" M
PF5101-06-04	8	19	32	14	6.0	G 1/4" M
PF5101-07-02	6	19	29.5	12	7.0	G 1/8" M
PF5101-07-04	8	19	32	14	7.0	G 1/4" M
PF5101-08-02	6	19	29.5	12	8.0	G 1/8" M
PF5101-08-04	8	19	32	14	8.0	G 1/4" M
PF5101-09-02	6	19	29.5	12	9.0	G 1/8" M
PF5101-09-04	8	19	32	14	9.0	G 1/4" M
PF5101-09-06	9	19	33	19	9.0	G 3/8" M
PF5101-10-02	6	20	30.5	12	10.0	G 1/8" M
PF5101-10-04	8	20	33	14	10.0	G 1/4" M
PF5101-10-06	9	20	34	19	10.0	G 3/8" M
PF5101-12-04	8	20	33	14	12.0	G 1/4" M
PF5101-12-06	9	20	34	19	12.0	G 3/8" M
PF5101-12-08	10	20	35.5	22	12.0	G 1/2" M
PF5101-14-06	9	22	36	19	14.0	G 3/8" M
PF5101-14-08	10	22	37.5	22	14.0	G 1/2" M
PF5101-17-06	9	24	38	19	17.0	G 3/8" M
PF5101-17-08	10	24	39.5	22	17.0	G 1/2" M
PF5101-18-12	11	24	41.5	30	18.0	G 3/4" M
PF5101-20-08	10	24	39.5	22	20.0	G 1/2" M
PF5101-20-12	11	24	41.5	30	20.0	G 3/4" M

PF5-102

LETKULIITIN B102

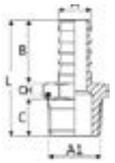

Tuotenro.	C	B	L	CH	A	Kierre A1
PF5102-06-02	8	19	31.5	12	6.0	R 1/8" M
PF5102-06-04	11	19	35	14	6.0	R 1/4" M
PF5102-08-02	8	19	31.5	12	8.0	R 1/8" M
PF5102-08-04	11	19	35	14	8.0	R 1/4" M
PF5102-09-02	8	19	31.5	12	9.0	R 1/8" M
PF5102-09-04	11	19	35	14	9.0	R 1/4" M
PF5102-09-06	11.5	19	35.5	17	9.0	R 3/8" M
PF5102-09-08	14	19	38.5	22	9.0	R 1/2" M
PF5102-12-04	11	20	36	14	12.0	R 1/4" M
PF5102-12-06	11.5	20	36.5	17	12.0	R 3/8" M
PF5102-12-08	14	20	39.5	22	12.0	R 1/2" M
PF5102-14-06	11.5	22	38.5	17	14.0	R 3/8" M
PF5102-14-08	14	22	41.5	22	14.0	R 1/2" M
PF5102-16-06	11.5	22	38.5	17	16.0	R 3/8" M
PF5102-16-08	14	22	41.5	22	16.0	R 1/2" M
PF5102-16-12	16.5	22	45	27	16.0	R 3/4" M
PF5102-18-06	11.5	24	40.5	19	18.0	R 3/8" M
PF5102-18-08	14	24	43.5	22	18.0	R 1/2" M
PF5102-18-12	16.5	24	47	27	18.0	R 3/4" M
PF5102-20-06	11.5	24	41	22	20.0	R 3/8" M
PF5102-20-08	14	24	43.5	22	20.0	R 1/2" M
PF5102-20-12	16.5	24	46.5	27	20.0	R 3/4" M
PF5102-25-12	16.5	30	53	27	25.0	R 3/4" M
PF5102-25-16	19	30	56	34	25.0	R 1" M

PF5-120

Y-LIITIN B120

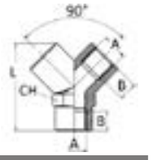

Tuotenro.	B	L	CH	Kierre A
PF5120-02-02	8	13	33	G 1/8" F
PF5120-04-04	11	17	37	G 1/4" F
PF5120-06-06	11.5	20	46	G 3/8" F
PF5120-08-08	14	25	58	G 1/2" F

PF5-121

Y-LIITIN B121

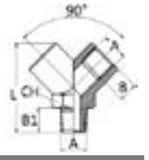

Tuotenro.	B	B1	CH	L	Kierre A
PF5121-02-02	8	8	13	33	G 1/8" F
PF5121-04-04	11	11	17	37	G 1/4" F
PF5121-06-06	11.5	11.5	20	46	G 3/8" F
PF5121-08-08	14	14	25	58	G 1/2" F

PF5-110

JATKOLIITIN B110

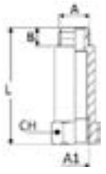

Tuotenro.	B	L	CH	Kierre A	Kierre A1
PF5110-22-02	6	22	14	G 1/8" M	G 1/8" F
PF5110-42-02	6	42	14	G 1/8" M	G 1/8" F
PF5110-51-02	6	51	14	G 1/8" M	G 1/8" F
PF5110-35-04	8	35	17	G 1/4" M	G 1/4" F
PF5110-51-04	8	51	17	G 1/4" M	G 1/4" F

PF5-130

LÄPIVIENTI B130

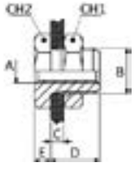

Tuotenro.	D	E	CH1	CH2	C MAX	Kierre B	Kierre A
PF5130-00-01	10.5	3.5	14	14	7	M10x1.0	M5 F
PF5130-00-02	14	4	22	19	10	M16x1.5	G 1/8" F
PF5130-00-04	21	4	27	24	16	M20x1.5	G 1/4" F
PF5130-00-06	21	5	32	30	15	M26x1.5	G 3/8" F
PF5130-00-08	27	6	36	32	21	M28x1.5	G 1/2" F

PF5-150*

SÄÄDETTÄVÄ KULMA B150

Tuotenro.	Kierre A1	Kierre A2
PF5150-02-02	G 1/8" M	G 1/8" F
PF5150-04-04	G 1/4" M	G 1/4" F
PF5150-06-06	G 3/8" M	G 3/8" F
PF5150-08-08	G 1/2" M	G 1/2" F
PF5150-12-12	G 3/4" M	G 3/4" F
PF5150-16-16	G 1" M	G 1" F

*MAX 12BAR | MAX 550 RMP

PF60

RISTIJAKOTUKKI B600

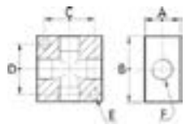

Tuotenro.	A	B	C	D	E	Kierre F
PF6001-02-02	16	30	23	22	4.5	G 1/8" F
PF6001-04-04	20	40	30	27	5.5	G 1/4" F
PF6001-06-06	25	50	38	39	6.5	G 3/8" F
PF6001-08-08	25	50	38	39	6.5	G 1/2" F

1/4" -> 1/8"

YKSIPUOLINEN JAKOTUKKI B610

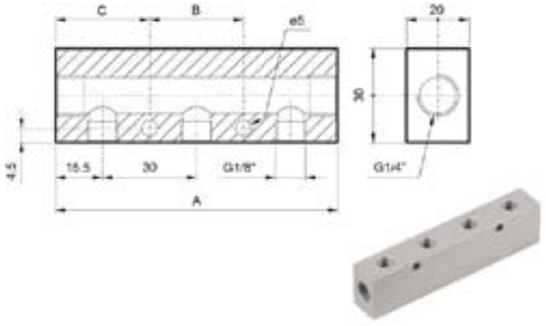

Tuotenro.	N° 1/8	A	B	C	Tulo	Poisto
PF6102-04-02	2	61	50	5.5	G 1/4" F	G 1/8" F
PF6103-04-02	3	91	30	30.5	G 1/4" F	G 1/8" F
PF6104-04-02	4	121	60	30.5	G 1/4" F	G 1/8" F
PF6105-04-02	5	151	90	30.5	G 1/4" F	G 1/8" F
PF6106-04-02	6	181	120	30.5	G 1/4" F	G 1/8" F

1/4" -> 1/8"

KAKSIPUOLINEN JAKOTUKKI B620

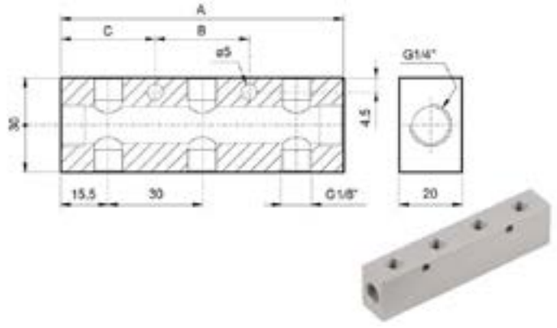

Tuotenro.	N° 1/8	A	B	C	Tulo	Poisto
PF6202-04-02	4	61	50	5.5	G 1/4" F	G 1/8" F
PF6203-04-02	6	91	30	30.5	G 1/4" F	G 1/8" F
PF6204-04-02	8	121	60	30.5	G 1/4" F	G 1/8" F
PF6205-04-02	10	151	90	30.5	G 1/4" F	G 1/8" F
PF6206-04-02	12	181	120	30.5	G 1/4" F	G 1/8" F

3/8" -> 1/4"

YKSIPUOLINEN JAKOTUKKI B610

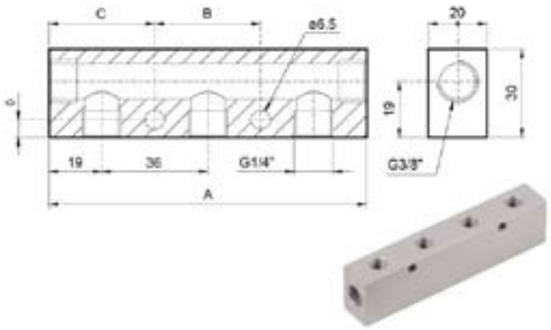

Tuotenro.	N° 1/4	A	B	C	Tulo	Poisto
PF6102-06-04	2	74	61	6.5	G 3/8" F	G 1/4" F
PF6103-06-04	3	110	36	37	G 3/8" F	G 1/4" F
PF6104-06-04	4	146	72	37	G 3/8" F	G 1/4" F
PF6105-06-04	5	182	108	37	G 3/8" F	G 1/4" F
PF6106-06-04	6	218	144	37	G 3/8" F	G 1/4" F

3/8" -> 1/4"

KAKSIPUOLINEN JAKOTUKKI B620

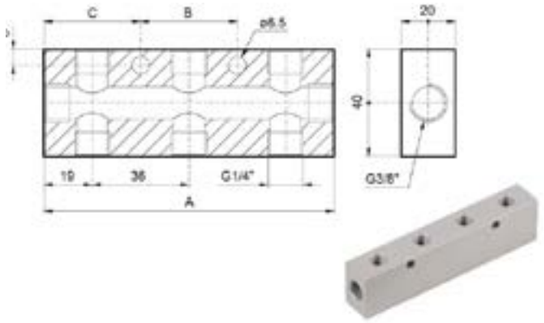

Tuotenro.	N° 1/4	A	B	C	Tulo	Poisto
PF6202-06-04	4	74	61	6.5	G 3/8" F	G 1/4" F
PF6203-06-04	6	110	36	37	G 3/8" F	G 1/4" F
PF6204-06-04	8	146	72	37	G 3/8" F	G 1/4" F
PF6205-06-04	10	182	108	37	G 3/8" F	G 1/4" F
PF6206-06-04	12	218	144	37	G 3/8" F	G 1/4" F

1/2” -> 1/4”

YKSIPUOLINEN JAKOTUKKI B610

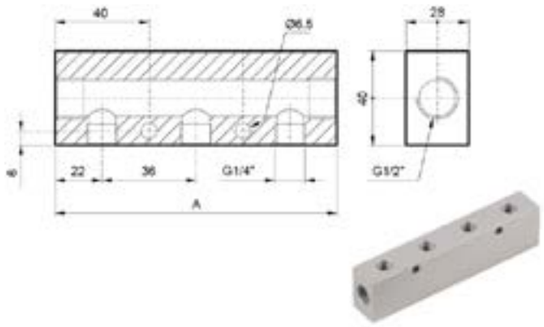

Tuotenro.	N° 1/4	A	Tulo	Poisto
PF6102-08-04	2	80	G 1/2" F	G 1/4" F
PF6103-08-04	3	116	G 1/2" F	G 1/4" F
PF6104-08-04	4	152	G 1/2" F	G 1/4" F
PF6105-08-04	5	188	G 1/2" F	G 1/4" F
PF6106-08-04	6	224	G 1/2" F	G 1/4" F

1/2” -> 1/4”

KAKSIPUOLINEN JAKOTUKKI B620

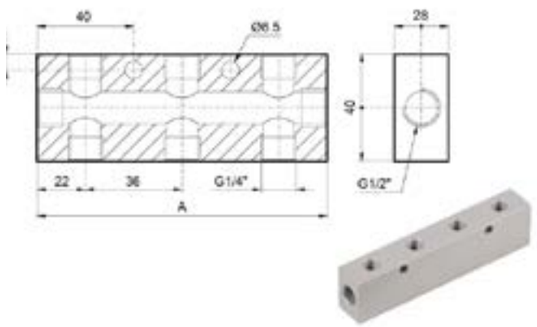

Tuotenro.	N° 1/8	A	Tulo	Poisto
PF6202-08-04	4	80	G 1/2" F	G 1/4" F
PF6203-08-04	6	116	G 1/2" F	G 1/4" F
PF6204-08-04	8	152	G 1/2" F	G 1/4" F
PF6205-08-04	10	188	G 1/2" F	G 1/4" F
PF6206-08-04	12	224	G 1/2" F	G 1/4" F

1/2” -> 3/8”

YKSIPUOLINEN JAKOTUKKI B610

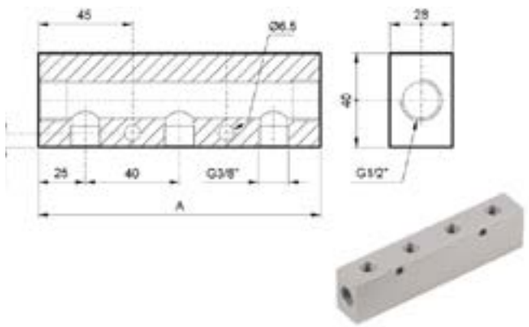

Tuotenro.	N° 3/8	A	Tulo	Poisto
PF6102-08-06	2	90	G 1/2" F	G 3/8" F
PF6103-08-06	3	130	G 1/2" F	G 3/8" F
PF6104-08-06	4	170	G 1/2" F	G 3/8" F
PF6105-08-06	5	210	G 1/2" F	G 3/8" F
PF6106-08-06	6	250	G 1/2" F	G 3/8" F

1/2” -> 3/8”

KAKSIPUOLINEN JAKOTUKKI B620

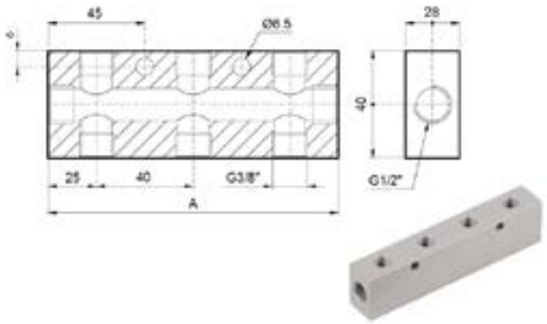

Tuotenro.	N° 3/8	A	Tulo	Poisto
PF6202-08-06	4	90	G 1/2" F	G 3/8" F
PF6203-08-06	6	130	G 1/2" F	G 3/8" F
PF6204-08-06	8	170	G 1/2" F	G 3/8" F
PF6205-08-06	10	210	G 1/2" F	G 3/8" F
PF6206-08-06	12	250	G 1/2" F	G 3/8" F

OMINAISUUDET

Väliaine:	Paineilma, öljy (matalapaine), vesi
Työpaine:	18bar
Runko:	Nikkelöity messinki CW614 N
Kierretyyppi:	BSPP UNI-ISO228
Kartiokierretyyppi:	BSPT UNI-ISO 7
Metrinen kierretyyppi:	ISO/R 262
Uroskierre:	M
Naaraskierre:	F

PF3-011

SUORA LIITIN C11

Tuotenro.	B	L	CH	Putken-Ø	Kierre A
PF3011-04-02	8	23.5	12	4/2.7 mm	R 1/8" M
PF3011-05-02	8	23	12	5/3 mm	R 1/8" M
PF3011-06-02	8	25.6	12	6/4 mm	R 1/8" M
PF3011-06-04	11	29.6	14	6/4 mm	R 1/4" M
PF3011-08-02	8	26.9	12	8/6 mm	R 1/8" M
PF3011-08-04	11	31	14	8/6 mm	R 1/4" M
PF3011-08-06	11.5	31.5	17	8/6 mm	R 3/8" M
PF3011-08-08	14	34	22	8/6 mm	R 1/2" M
PF3011-10-02	8	29	14	10/8 mm	R 1/8" M
PF3011-10-04	11	33	14	10/8 mm	R 1/4" M
PF3011-10-06	11.5	33.5	17	10/8 mm	R 3/8" M
PF3011-10-08	14	36.5	22	10/8 mm	R 1/2" M
PF3011-12-06	11.5	35	17	12/10 mm	R 3/8" M
PF3011-12-08	14	38	22	12/10 mm	R 1/2" M
PF3011-15-08	14	40	22	15/12.5 mm	R 1/2" M

PF3-030

JATKOLIITIN C30



Tuotenro.	L	CH	Putken-Ø
PF3030-04-04	27.5	8	4/2.7 mm
PF3030-05-05	31.7	8	5/3 mm
PF3030-06-06	32.2	12	6/4 mm
PF3030-08-08	34.8	12	8/6 mm
PF3030-10-10	39	14	10/8 mm
PF3030-12-12	43	17	12/10 mm
PF3030-15-15	47	22	15/12.5 mm

PF3-031

LÄPIVIENTI C31

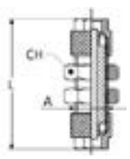

Tuotenro.	A	L	CH	Putken-Ø D
PF3031-04-04	M6x0.5	35	10	4/2.7 mm
PF3031-05-05	M7x0.75	35	10	5/3 mm
PF3031-06-06	M10x1	45.5	14	6/4 mm
PF3031-08-08	M12x1	48.4	17	8/6 mm
PF3031-10-10	M14x1	52	17	10/8 mm
PF3031-12-12	M16x1	57	19	12/10 mm
PF3031-15-15	M20x1	59	24	15/12.5 mm

PF3-040

KULMALIITIN C40

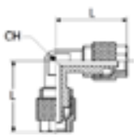

Tuotenro.	L	CH	Putken-Ø D
PF3040-04-04	20	8	4/2.7 mm
PF3040-05-05	20.6	8	5/3 mm
PF3040-06-06	20.6	8	6/4 mm
PF3040-08-08	21.9	9	8/6 mm
PF3040-10-10	25.5	11	10/8 mm
PF3040-12-12	27	13	12/10 mm
PF3040-15-15	33.5	16	15/12,5 mm

PF3-200

BANJOPULTTI C200

Tuotenro.	L1	L2	CH	Kierre A
PF3200-15-01	18	15	8	M5
PF3200-23-02	27	23	14	G 1/8" M
PF3200-28-04	32	28	17	G 1/4" M
PF3200-32-06	36	32	19	G 3/8" M
PF3200-37-08	42	37	24	G 1/2" M

PF3-201

TUPLABANJOPULTTI C201

Tuotenro.	L1	L2	CH	KOKO A
PF3201-41-02	44.5	41	14	G 1/8" M
PF3201-46-04	50.5	46	17	G 1/4" M
PF3201-54-06	58	54	19	G 3/8" M
PF3201-63-08	68	63	24	G 1/2" M

PF3-050

T-LIITIN C50

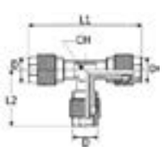

Tuotenro.	L1	L2	CH	Putken-Ø D
PF3050-04-04	40	20.5	8	4/2.7 mm
PF3050-05-05	41.2	20.6	8	5/3 mm
PF3050-06-06	41.2	20.6	8	6/4 mm
PF3050-08-08	43.8	21.9	9	8/6 mm
PF3050-10-10	51	25.5	11	10/8 mm
PF3050-12-12	54	28	13	12/10 mm
PF3050-15-15	63	32.5	16	15/12,5 mm

PF3-112

KULMALIITIN C112

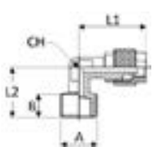

Tuotenro.	B	L1	L2	CH	Putken-Ø	Kierre A
PF3600-06-04	119	13	13	8	6/4 mm	G 1/4" M
PF3600-08-04	124	16	16	8	8/6 mm	G 1/4" M
PF3600-09-04	124	13	13	8	8/5 mm	G 1/4" M
PF3600-10-04	132	13	13	8	10/8 mm	G 1/4" M
PF3600-11-04	132	16	16	8	10/6,5 mm	G 1/4" M
PF3600-12-06	142	16	16	9	12/10 mm	G 3/8" M
PF3600-13-06	142	16	16	9	12/8 mm	G 3/8" M

PF3-600

PYÖRIVÄ LIITIN C600



Tuotenro.	L	CH1	CH2	B	Putken-Ø	Kierre A
PF3600-06-04	119	13	13	8	6/4 mm	G 1/4" M
PF3600-08-04	124	16	16	8	8/6 mm	G 1/4" M
PF3600-09-04	124	13	13	8	8/5 mm	G 1/4" M
PF3600-10-04	132	13	13	8	10/8 mm	G 1/4" M
PF3600-11-04	132	16	16	8	10/6,5 mm	G 1/4" M
PF3600-12-06	142	16	16	9	12/10 mm	G 3/8" M
PF3600-13-06	142	16	16	9	12/8 mm	G 3/8" M

PF3-204

BANJOLIITIN C204

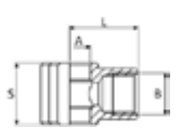

Tuotenro.	L	S	ØA	Kierre B
PF3204-02-02	16.5	15	10	G 1/8" F
PF3204-04-04	22	17	13	G 1/4" F
PF3204-06-06	26	20	16.7	G 3/8" F

PF3-501

ALUSLEVY NYLON C501

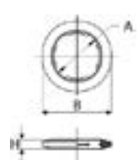

Tuotenro.	A	B	H	Koko
PF3501-00-01	5.2	8	1.3	M5
PF3501-00-02	10	14	2	1/8
PF3501-00-04	13.5	18	2	1/4
PF3501-00-06	16.8	21	2	3/8
PF3501-00-08	21.1	26	2	1/2

PF3-502

ALUSLEVY ALUMIINI C502

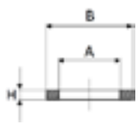

Tuotenro.	A	B	H	Koko
PF3502-00-02	10	14	1.5	1/8
PF3502-00-04	10.3	17.3	1.5	1/4
PF3502-00-06	16.9	21	1.5	3/8
PF3502-00-08	21.1	26	1.5	1/2

OMINAISUUDET

Väliaine:	Paineilma, vesi
Työpaine:	60bar
Lämpötila:	-20°C … +60°C
Suositellut putket:	Kupari, muovi, teräs, messinki
Runko:	Nikkelöity messinki CW614 N
Kierretyyppi:	BSPP UNI-ISO228
Kartiokierretyyppi:	BSPT UNI-ISO 7
Metrinen kierretyyppi:	ISO/R 262
Uroskierre:	M
Naaraskierre:	F

PF4-011

SUORA LIITIN D11

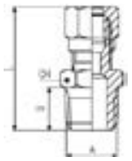

Tuotenro.	B	L	CH	Putken-Ø	Kierre A
PF4011-04-02	7.5	27.5	11	4 mm	R 1/8" M
PF4011-06-02	7.5	28	11	6 mm	R 1/8" M
PF4011-06-04	11	31.5	14	6 mm	R 1/4" M
PF4011-08-02	7.5	30	12	8 mm	R 1/8" M
PF4011-08-04	11	33.5	14	8 mm	R 1/4" M
PF4011-08-06	11.5	35	17	8 mm	R 3/8" M
PF4011-10-04	11	38	16	10 mm	R 1/4" M
PF4011-10-06	11.5	38.5	17	10 mm	R 3/8" M
PF4011-12-06	11.5	38.5	18	12 mm	R 3/8" M
PF4011-12-08	14	41.5	21	12 mm	R 1/2" M
PF4011-15-08	14	43.5	22	15 mm	R 1/2" M

PF4-020

SUORA LIITIN D20

Tuotenro.	B	L	CH	Putken-Ø	Kierre A
PF4020-06-02	8.5	26.5	14	6 mm	G 1/8" F
PF4020-06-04	11	30	17	6 mm	G 1/4" F
PF4020-08-02	8.5	27.5	14	8 mm	G 1/8" F
PF4020-08-04	11	31	17	8 mm	G 1/4" F
PF4020-08-06	11.5	32.5	20	8 mm	G 3/8" F
PF4020-10-04	11	32.5	17	10 mm	G 1/4" F
PF4020-10-06	11.5	34.5	20	10 mm	G 3/8" F

PF4-030

JATKOLIITIN B30

Tuotenro.	L	CH	Putken-Ø
PF4030-04-04	36	9	4 mm
PF4030-06-06	39	12	6 mm
PF4030-08-08	39	12	8 mm
PF4030-10-10	48	17	10 mm
PF4030-12-12	49	19	12 mm
PF4030-15-15	50	24	15 mm

PF4-040

KULMALIITIN D40

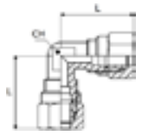

Tuotenro.	L	CH	Putken-Ø
PF4040-04-04	21	8	4 mm
PF4040-06-06	22.5	9	6 mm
PF4040-08-08	26.5	12	8 mm
PF4040-10-10	31.5	13	10 mm
PF4040-12-12	34.5	14	12 mm
PF4040-15-15	37.5	17	15 mm

PF4-050

T-LIITIN D50

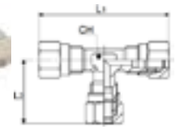

Tuotenro.	L1	L2	CH	Putken-Ø
PF4050-04-04	46	21	8	4 mm
PF4050-06-06	48	22.5	9	6 mm
PF4050-08-08	53	25	12	8 mm
PF4050-10-10	65	31.5	13	10 mm
PF4050-12-12	68	33	14	12 mm
PF4050-15-15	78	38	17	15 mm

PF4-300

MUTTERI D300

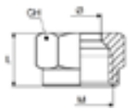

Tuotenro.	L	CH	Putken-Ø	Kierre M
PF4300-00-04	11	10	4 mm	M8X1
PF4300-00-06	11.5	12	6 mm	M10X1
PF4300-00-08	12	14	8 mm	M12X1
PF4300-00-10	15.5	19	10 mm	M16X1,5
PF4300-00-12	15.5	22	12 mm	M18X1,5
PF4300-00-15	17	27	15 mm	M22X1,5

PF4-400

LEIKKUURENGAS D400

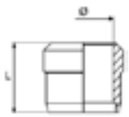

Tuotenro.	L	Putken-Ø
PF4400-00-04	6	4 mm
PF4400-00-06	7	6 mm
PF4400-00-08	7.5	8 mm
PF4400-00-10	9.5	10 mm
PF4400-00-12	9.5	12 mm
PF4400-00-15	9.5	15 mm

PF4-500

TUKIHOLKKI D500



Tuotenro.	Ø A	ØB	ØC	L	Putken-Ø
PF4500-04-02	2	1	3	10	4/2 mm
PF4500-05-03	3	2.2	4	10	5/3 mm
PF4500-06-04	4	3.2	5	12	6/4 mm
PF4500-08-05	5	4.2	7.5	14	8/5 mm
PF4500-08-06	6	5	7.4	14	8/6 mm
PF4500-10-07	7	6	9	17	10/7 mm
PF4500-10-08	8	7	9	16	10/8 mm
PF4500-12-09	9	8	11	16	12/9 mm
PF4500-12-10	10	9	11.5	18	12/10 mm
PF4500-15-12	12	11	13.5	18	15/12 mm
PF4500-15-13	12.5	11.6	14.5	24	15/12,5 mm

PF9000

VAIMENNIN SFE

Tuotenro.	F	H	CH	dB/6bar	Kierre A
PF9000-00-01	4	8	8		M5 M
PF9000-00-02	6	15	13	74	G 1/8" M
PF9000-00-04	7	18	16	72	G 1/4" M
PF9000-00-06	8	20	19	88	G 3/8" M
PF9000-00-08	10	22	24	90	G 1/2" M
PF9000-00-12	10	26	30	90	G 3/4" M
PF9000-00-16	12	28	36	92	G 1" M

PF9001

VAIMENNIN SBE

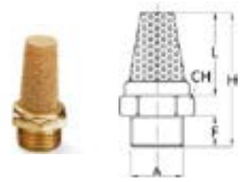

Tuotenro.	F	L	H	CH	dB/6bar	Kierre A
PF9001-00-01	4	11	18	8		M5 M
PF9001-00-02	6	17	27	13	75	G 1/8" M
PF9001-00-04	8	19	32	16	81	G 1/4" M
PF9001-00-06	8	27	40	19	82	G 3/8" M
PF9001-00-08	10	32	47	24	85	G 1/2" M
PF9001-00-12	10	38	53	30		G 3/4" M
PF9001-00-16	10	49	65	36		G 1" M

PF9004

VAIMENNIN SPL

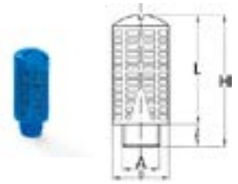

Tuotenro.	B	F	L	H	dB/6bar	Kierre A
PF9004-00-02	15	6	26.5	32.5	87	G 1/8" M
PF9004-00-04	19.5	8	35	43	84	G 1/4" M
PF9004-00-06	24.5	11	47	58	90	G 3/8" M
PF9004-00-08	24.5	11	47	58	90	G 1/2" M
PF9004-00-12	48	18	97	115	91	G 3/4" M
PF9004-00-16	48	18	97	115	90	G 1" M

PF9005

VAIMENNIN SP

Tuotenro.	B	H	dB/6bar	Kierre A
PF9005-00-02	6	5	72	G 1/8" M
PF9005-00-04	8	6	73	G 1/4" M
PF9005-00-06	10	7	84	G 3/8" M
PF9005-00-08	15	8	88	G 1/2" M
PF9005-00-12	20	9	88	G 3/4" M
PF9005-00-16	26	10	89	G 1" M

PF9101

ÄÄNENVAIMENNIN SVE

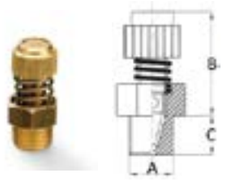

Tuotenro.	B MIN	B MAX	C	CH	dB/6bar	Kierre A
PF9101-00-02	20	22	6	13	72	G 1/8" M
PF9101-00-04	22	24	8	15	73	G 1/4" M
PF9101-00-06	25	28	10	22	84	G 3/8" M
PF9101-00-08	26	29	11	22	88	G 1/2" M
PF9101-00-12	32	37	12	30	88	G 3/4" M
PF9101-00-16	32	37	12	36	89	G 1" M

PF9102

VIRTAUKSENSÄÄDIN ÄÄNENVAIMENNUKSELLA SVL

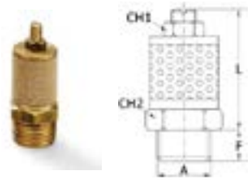

Tuotenro.	F	L MIN	L MAX	CH1	CH2	dB/6bar	Kierre A
PF9102-00-02	8	30	36	10	16	70	G 1/8" M
PF9102-00-04	9	30	36	10	16	72	G 1/4" M
PF9102-00-06	10	37	50	10	22	82	G 3/8" M
PF9102-00-08	11	37	50	10	22	85	G 1/2" M
PF9102-00-12	11	56	80	13	30	85	G 3/4" M
PF9102-00-16	11	56	80	13	36	86	G 1" M

14PA

PA
POLYAMIDE

-40°C ... +80°C

Tuotenro.	R	WP	BP	Väri	Letkun-Ø
14PA-04020L	15 mm	44 bar	126 bar		4/2 mm
14PA-04020S	15 mm	44bar	126 bar		4/2 mm
14PA-06040L	30 mm	26 bar	77 bar		4/2 mm
14PA-06040S	30 mm	26 bar	77 bar		5/3 mm
14PA-08060L	50 mm	19 bar	57 bar		5/3 mm
14PA-08060M	50 mm	19 bar	57 bar		6/3 mm
14PA-08060S	50mm	19 bar	57 bar		6/4 mm
14PA-10080L	80 mm	14 bar	42 bar		6/4 mm
14PA-10080M	80 mm	14 bar	42 bar		6/4 mm
14PA-10080S	80 mm	14 bar	42 bar		6/4 mm
14PA-12100S	115 mm	12 bar	36 bar		6/4 mm
14PA-12100M	115 mm	12 bar	36 bar		6/4 mm
14PA-06040M	30 mm	26 bar	77 bar		8/5 mm
14PA-10070M	50 mm	23 bar	69 bar		8/6 mm
14PA-10070S	50 mm	23 bar	69 bar		9/7 mm
14PA-10070L	50 mm	23 bar	69 bar		10/8 mm

PAINEENKESTON MUUTOS LÄMPÖTILAN MUUTTUESSA PA						
20°C	30°C	40°C	50°C	60°C	70°C	80°C
100%	83%	72%	63%	55%	50%	45%

R - PIENIN TAIVUTUSSÄDE
WP - MAKSIMI TYÖPAINE
BP - RÄJÄHDYSPAINE

1951

PA12 DIN 73378/74324

JARRUPUTKI POLYAMIDI
-40°C ... +100°C

Tuotenro.	R	WP	BP	Väri	Letkun-Ø
1951-00-0806	40 mm	26 bar	77 bar		8/6 mm
1951-00-0804	40 mm	44 bar	133 bar		8/4 mm
1951-00-0906	55 mm	36 bar	108 bar		9/6 mm
1951-00-1007	55 mm	32 bar	95 bar		10/7 mm
1951-00-1108	60 mm	28 bar	85 bar		11/8 mm
1951-00-1209	60 mm	26 bar	77 bar		12/9 mm
1951-00-1410	75 mm	30 bar	90 bar		14/10 mm
1951-00-1512	90 mm	20 bar	60 bar		15/12 mm
1951-00-1612	95 mm	26 bar	77 bar		16/12 mm
1951-01-0704	40 mm	25 bar	75 bar		6,35mm 1/4"
1951-01-0907	50 mm	20 bar	61 bar		9,52mm 3/8"
1951-01-1309	65 mm	19 bar	57 bar		12,7mm 1/2"
1951-01-1611	95 mm	22 bar	66 bar		15,8mm 5/8"

1949

PE
ELINTARVIKEHYVÄKSYTTY POLYETHYLEENI
-20°C ... +70°C

Tuotenro.	R	WP	BP	Väri	Letkun-Ø
1949-050402CW100	20 mm	30 bar	90 bar		4/2 mm
1949-050604CW100	40 mm	18 bar	54 bar		6/4 mm
1949-050806CW100	70 mm	13 bar	39 bar		8/6 mm
1949-051008CW100	110 mm	10 bar	30 bar		10/8 mm
1949-051210CW100	140 mm	8 bar	25 bar		12/10 mm
1949-060704CW100	45 mm	17 bar	50 bar		6,35mm 1/4"

PAINEENKESTON MUUTOS LÄMPÖTILAN MUUTTUESSA PE						
0°C	20°C	30°C	40°C	50°C	60°C	70°C
100%	100%	83%	72%	64%	57%	50%

14PU

PU EXTRAFLEX
POLYURETAANI

-40°C … +80°C

Tuotenro.	R	WP	BP	Väri	Letkun-Ø
14PU-04020S	10 mm	17 bar	51 bar		4/2 mm
14PU-04025K	15 mm	12 bar	36 bar		4/2,5 mm
14PU-04025L	15 mm	12 bar	36 bar		4/2,5 mm
14PU-04025P	15 mm	12 bar	36 bar		4/2,5 mm
14PU-04025S	15 mm	12 bar	36 bar		4/2,5 mm
14PU-04025V	15 mm	12 bar	36 bar		4/2,5 mm
14PU-06040L	25 mm	10 bar	30 bar		6/4 mm
14PU-06040M	25 mm	10 bar	30 bar		6/4 mm
14PU-06040P	25 mm	10 bar	30 bar		6/4 mm
14PU-06040S	25 mm	10 bar	30 bar		6/4 mm
14PU-06040V	25 mm	10 bar	30 bar		6/4 mm
14PU-08055K	40 mm	9 bar	27 bar		8/5,5 mm
14PU-08055P	40 mm	9 bar	27 bar		8/5,5 mm
14PU-08055V	40 mm	8 bar	24 bar		8/5,5 mm
14PU-08060L	40 mm	8 bar	24 bar		8/6 mm
14PU-08060M	40 mm	8 bar	24 bar		8/6 mm
14PU-08060S	40 mm	8 bar	24 bar		10/6 mm
14PU-10075M	50 mm	9 bar	27 bar		10/7 mm
14PU-10070M	50 mm	9 bar	27 bar		10/7 mm
14PU-10075L	50 mm	9 bar	27 bar		10/7,5 mm
14PU-10075S	50 mm	9 bar	27 bar		10/7,5 mm
14PU-12080L	70 mm	7 bar	21 bar		12/8 mm
14PU-12080S	50 mm	10 bar	30 bar		12/8 mm
14PU-12090L	70 mm	7 bar	21 bar		12/8 mm

PAINEENKESTON MUUTOS LÄMPÖTILAN MUUTTUESSA PU				
20°C	30°C	40°C	50°C	60°C
100%	83%	72%	64%	50%

9104-01-19

MUOVISET LETKULEIKKURIT

Tuotenro.	Max-Ø
9104-01-19	20,0 mm
9104-01-21	Vaihtoterä

1936

PFTE
FLUOROPOLYMER

-60°C … +260°C

Tuotenro.	R	WP	BP	Väri	Letkun-Ø
1936-02-04	20 mm	20 bar	60 bar		4/2 mm
1936-03-05	25 mm	16 bar	48 bar		5/3 mm
1936-04-06	35 mm	13 bar	40 bar		6/4 mm
1936-05-08	55 mm	32 bar	95 bar		8/5 mm
1936-06-08	65 mm	10 bar	30 bar		8/6 mm
1936-08-10	100 mm	8 bar	24 bar		10/8 mm
1936-08-12	75 mm	30 bar	90 bar		12/8 mm
1936-10-12	150 mm	7 bar	20 bar		12/10 mm

PAINEENKESTON MUUTOS LÄMPÖTILAN MUUTTUESSA PTFE				
20°C	50°C	100°C	150°C	200°C
100%	50%	35%	30%	10%

R - PIENIN TAIVUTUSSÄDE
WP - MAKSIMI TYÖPAINE
BP - RÄJÄHDYSPAINE

9104-01

LETKULEIKKURIT

Tuotenro.	Max-Ø
9104-01-00	15,5 mm
9104-01-10	25,0 mm

9104-01

VAIHTOTERÄ

Tuotenro.	Max-Ø
9104-01-00	15,5 mm
9104-01-10	25,0 mm

5557-11

NW5
RECTUS YHTEENSOPIVA
DN 5,0 MM

MAX 35 BAR
-20°C … +100°C

Tuotenro.	Letkukara Ø
5557-11-001	4 mm
5557-11-002	6 mm
5557-11-003	8 mm

Tuotenro.	Uroskierre
5557-11-004	G 1/8"
5557-11-005	G 1/4"
5557-11-006	G 3/8"

Tuotenro.	Naaraskierre
5557-11-007	G 1/8"
5557-11-008	G 1/4"
5557-11-009	G 3/8"

5557-11

NW5
RECTUS YHTEENSOPIVA
DN 5,0 MM

MAX 35 BAR
-20°C … +100°C

Tuotenro.	A	B	Letkukara Ø
5557-11-010	8.1	9	4 mm
5557-11-011	8.1	9	6 mm
5557-11-012	8.1	9	8 mm

Tuotenro.	A	B	Uroskierre
5557-11-013	8.1	9	G 1/8"
5557-11-014	8.1	9	G 1/4"
5557-11-015	8.1	9	G 3/8"

Tuotenro.	A	B	NAARASKIERRE
5557-11-016	8.1	9	G 1/8"
5557-11-017	8.1	9	G 1/4"
5557-11-018	8.1	9	G 3/8"

5C10-320

CEJN 320 e Safe
DN 7,6 MM

MAX 16 BAR
-20°C … +100°C

Tuotenro.	Letkukara Ø
5C10-320-2002	6 mm
5C10-320-2003	8 mm
5C10-320-2004	10 mm
5C10-320-2005	13 mm

Tuotenro.	Uroskierre
5C10-320-2152	R 1/4"
5C10-320-2154	R 3/8"
5C10-320-2155	R 1/2"

Tuotenro.	Naaraskierre
5C10-320-2202	G 1/4"
5C10-320-2204	G 3/8"
5C10-320-2205	G 1/2"

5C10-320

CEJN 320 e Safe
DN 7,6 MM

MAX 16 BAR
-20°C … +100°C

Tuotenro.	A	B	Letkukara Ø
5C10-320-5001	10	12	4 mm
5C10-320-5002	10	12	6 mm
5C10-320-5003	10	12	8 mm
5C10-320-5004	10	12	10 mm
5C10-320-5005	10	12	13 mm

Tuotenro.	A	B	Uroskierre
5C10-320-5151	10	12	R 1/8"
5C10-320-5152	10	12	R 1/4"
5C10-320-5154	10	12	R 3/8"
5C10-320-5155	10	12	R 1/2"

Tuotenro.	A	B	Naaraskierre
5C10-320-5201	10	12	G 1/8"
5C10-320-5202	10	12	G 1/4"
5C10-320-5204	10	12	G 3/8"
5C10-320-5205	10	12	G 1/2"

5T18

TEMA 1800
DN 10 MM
MAX 35 BAR
-20°C ... +100°C

Tuotenro.	Letkukara Ø
5T1800EK10	10 mm
5T1800EK12	13 mm
5T1800EK19	19 mm

Tuotenro.	Uroskierre
5T1800ED	R 3/8"
5T1800EA	R 1/2"
5T1800EF	R 3/4"

Tuotenro.	Naaraskierre
5T1800EB	G 1/2"
5T1800EC	G 3/4"

5T18

TEMA 1800
DN 10 MM
MAX 35 BAR
-20°C ... +100°C

Tuotenro.	A	B	Letkukara Ø
5T18010	13	15	10 mm
5T18012	13	15	13 mm
5T18019	13	15	19 mm

Tuotenro.	A	B	Uroskierre
5T18110A	13	15	R 1/4"
5T18210A	13	15	R 3/8"
5T18220	13	15	R 1/2"

Tuotenro.	A	B	Naaraskierre
5T18405	13	15	G 1/4"
5T18410	13	15	G 3/8"
5T18420			G 1/2"

5C19-958

PUR KIERRELETKU
CEJN 320 ESAFE

Tuotenro.	Pituus	Ø	Sis. ilmapistooli
5C19-958-9901	4m	10/6,5	Kyllä
5C19-958-9209	4m	8/5,0	-
5C19-958-9764	4m	10/6,5	-
5C19-958-9706	4m	12/8,0	-
5C19-958-9210	6m	8/5,0	-
5C19-958-9765	6m	10/6,5	-
5C19-958-9208	8m	8/5,0	-
5C19-958-9766	8m	10/6,5	-
5C19-958-9708	8m	12/8,0	-

5C11-208

PUHALLUSPISTOOLI
MAX 16 BAR
-20°C ... +60°C
CENJ 208

Tuotenro.	Kuvaus	Virtaus	Kierre
5C11-208-0100	Kiinteä puhallusputki	500 l/min	R 1/4" F
5C11-208-0200	Vaihdettava puhallusputki	500 l/min	R 1/4" F

5552-00

PUR KIERRELETKU
HYDROSCAND

Tuotenro.	Pituus	Halkaisija	Kierre
5552-00-01	4m	10/6,5	R 1/4" M
5550-00-02	6m	12/8,0	R 3/8" M

5552-00-20

PUHALLUSPISTOOLI
HYDROSCAND

Tuotenro.	Max BAR	Kierre
5552-00-20	6 bar	G 1/4 " F



VENTTIILIT

HYDROSCAND

HV 00 s. 31

HV 40 s. 36

HV 10 MAL s. 37

HV 10 MEC s. 44

HV 10 PNC s. 47

HV 10 SOC s. 52

HV 04 s. 60

HV 05 s. 62

HV 14 ISO5599/1 s. 64

HV 15 NAMUR s. 67

HV 07 ACL s. 69

HV 60 s. 71

HV 50 s. 72

HV 70 s. 73

OMINAISUUDET

Väliaine:	Paineilma, öljyllä tai ilman
Työpaine:	2...10bar
Lämpötila:	0°C ... +60°C
Runko:	Alumiini
Nimellishalkaisija:	2,5mm
Nimellisvirtaus:	100Nl/min

PV00-0122

PAINIKE - PITKITTÄINEN KIINNITYS M5

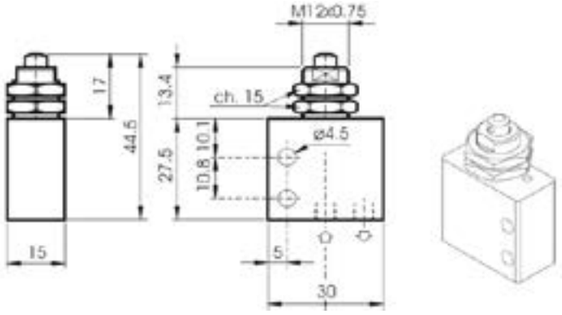

Tuotenro.	Kuvaus	Kaavio
PV00-01-2232-00	HV00 M5 MEP-I 3/2 NC M	
PV00-01-2232-10	HV00 M5 MEP-I 3/2 NO M	

PV00-0123

PAINIKE - SIVUTTAINEN KIINNITYS M5

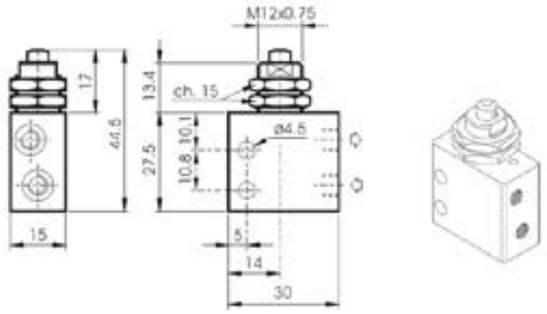

Tuotenro.	Kuvaus	Kaavio
PV00-01-2332-00	HV00 M5 MEP-L 3/2 NC M	
PV00-01-2332-10	HV00 M5 MEP-L 3/2 NO M	

PV00-0120

PAINIKE - SIVUTTAINEN KIINNITYS M5

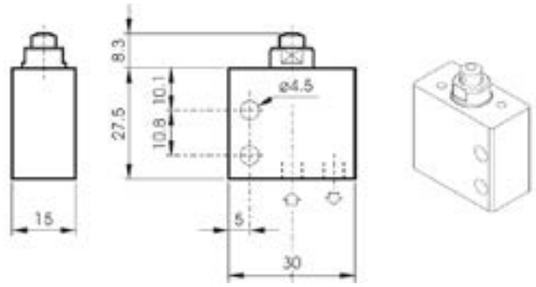

Tuotenro.	Kuvaus	Kaavio
PV00-01-2032-00	HV00 M5 MES-I 3/2 NC M	
PV00-01-2032-10	HV00 M5 MES-I 3/2 NO M	

PV00-0121

PAINIKE - SIVUTTAINEN KIINNITYS M5

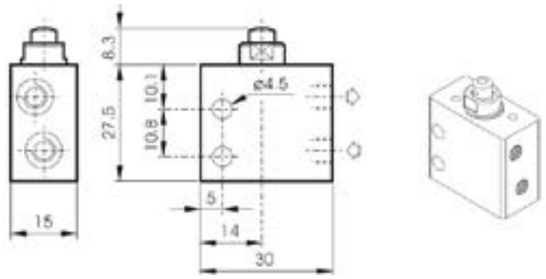

Tuotenro.	Kuvaus	Kaavio
PV00-01-2132-00	HV00 M5 MES-L 3/2 NC M	
PV00-01-2132-10	HV00 M5 MES-L 3/2 NO M	

PV00-0520

PAINIKE - SIVUTTAINEN KIINNITYS Ø4

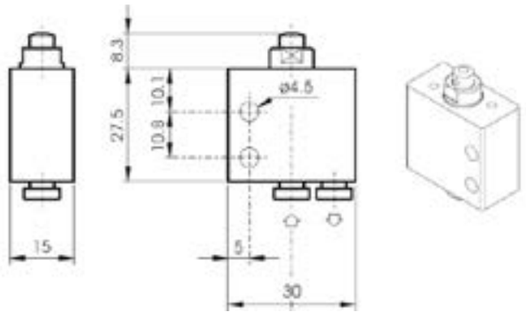

Tuotenro.	Kuvaus	Kaavio
PV00-05-2032-00	HV00 Ø4 MES-I 3/2 NC M	
PV00-05-2032-10	HV00 Ø4 MES-I 3/2 NO M	

PV00-0521

PAINIKE - SIVUTTAINEN KIINNITYS Ø4

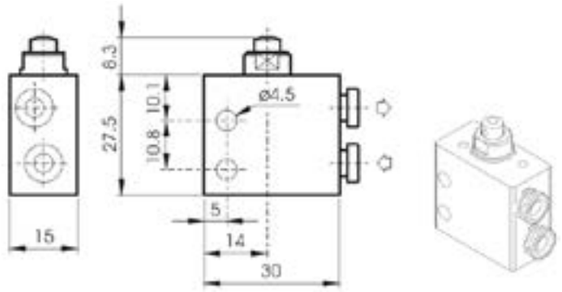

Tuotenro.	Kuvaus	Kaavio
PV00-05-2132-00	HV00 Ø4 MES-L 3/2 NC M	
PV00-05-2132-10	HV00 Ø4 MES-L 3/2 NO M	

PV00-0131

RULLAKYTKIN - SIVUTTAINEN KIERRE M5

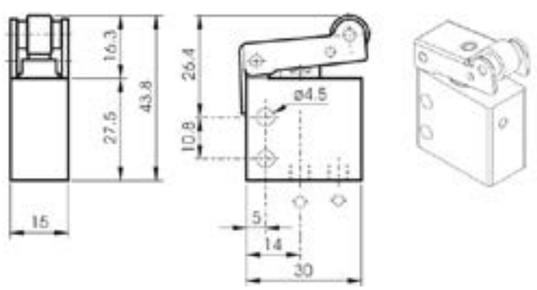

Tuotenro.	Kuvaus	Kaavio
PV00-01-3132-00	HV00 M5 MER-I 3/2 NC M	
PV00-01-3132-10	HV00 M5 MER-I 3/2 NO M	

PV00-0132

RULLAKYTKIN - SIVUTTAINEN KIERRE M5

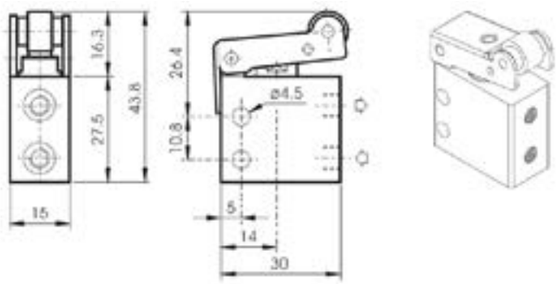

Tuotenro.	Kuvaus	Kaavio
PV00-01-3232-00	HV00 M5 MER-L 3/2 NC M	
PV00-01-3232-10	HV00 M5 MER-L 3/2 NO M	

PV00-0134

RULLAKYTKIN - SIVUTTAINEN KIERRE M5

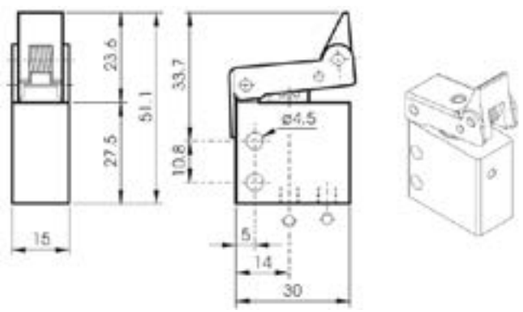

Tuotenro.	Kuvaus	Kaavio
PV00-01-3432-00	HV00 M5 MEU-I 3/2 NC M	
PV00-01-3432-10	HV00 M5 MEU-I 3/2 NO M	

PV00-0135

RULLAKYTKIN - SIVUTTAINEN KIERRE M5

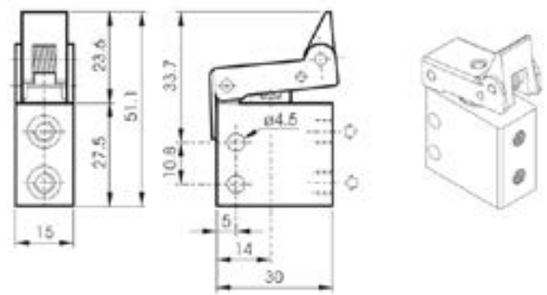

Tuotenro.	Kuvaus	Kaavio
PV00-01-3532-00	HV00 M5 MEU-L 3/2 NC M	
PV00-01-3532-10	HV00 M5 MEU-L 3/2 NO M	

PV00-0531

RULLAKYTKIN - SIVUTTAINEN KIERRE Ø4

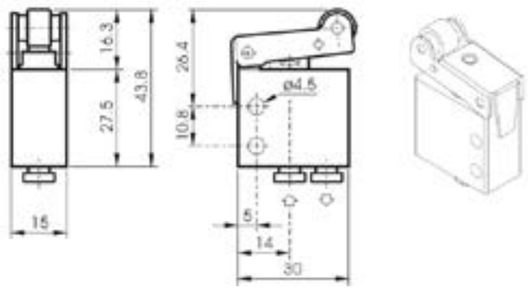

Tuotenro.	Kuvaus	Kaavio
PV00-05-3132-00	HV00 Ø4 MER-I 3/2 NC M	
PV00-05-3132-10	HV00 Ø4 MER-I 3/2 NO M	

PV00-0532

RULLAKYTKIN - SIVUTTAINEN KIERRE Ø4

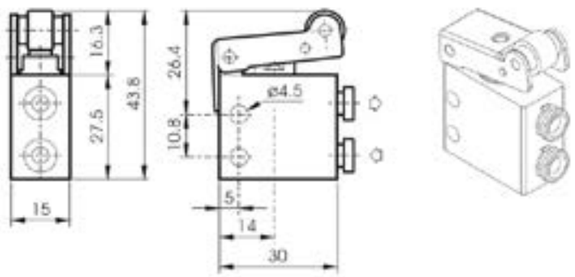

Tuotenro.	Kuvaus	Kaavio
PV00-05-3232-00	HV00 Ø4 MER-L 3/2 NC M	
PV00-05-3232-10	HV00 Ø4 MER-L 3/2 NO M	

PV00-0534

RULLAKYTKIN - SIVUTTAINEN PUTKI Ø4

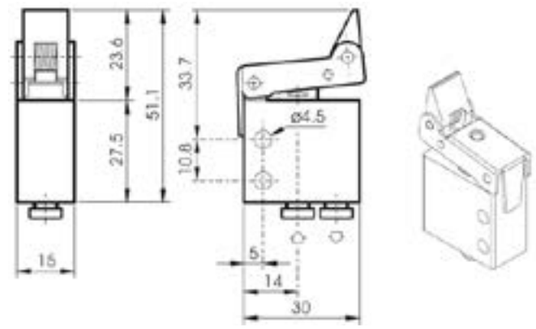

Tuotenro.	Kuvaus	Kaavio
PV00-05-3432-00	HV00 Ø4 MEU-I 3/2 NC M	
PV00-05-3432-10	HV00 Ø4 MEU-I 3/2 NO M	

PV00-0535

RULLAKYTKIN - SIVUTTAINEN PUTKI Ø4

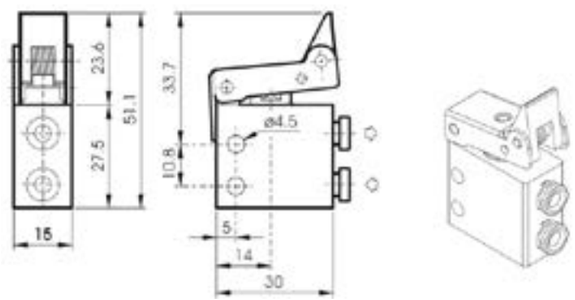

Tuotenro.	Kuvaus	Kaavio
PV00-01-3532-00	HV00 M5 MEU-L 3/2 NC M	
PV00-01-3532-10	HV00 M5 MEU-L 3/2 NO M	

PV3000
ALUSTA PANEELI

Tuotenro.
PV3000-0000

PV3001
SUOJATTU NAPPI

Tuotenro.	Kuvaus
PV3001-0322-00	Jousipalautteinen

PV3002
PAINONAPPI Ø40

Tuotenro.	Kuvaus
PV3002-0322-00	Jousipalautteinen
PV3002-0322-01	Alaslukittautuva

PV3002
PAINONAPPI Ø60

Tuotenro.	Kuvaus
PV3003-0322-00	Jousipalautteinen
PV3003-0322-01	Alaslukittautuva

PV3002
LYHYT VALITSINVIPU

Tuotenro.	Kuvaus
PV3004-0422-00	Jousipalautteinen
PV3004-0422-01	Asentoon lukittautuva

PV3002
PITKÄ VALITSINVIPU

Tuotenro.	Kuvaus
PV3005-0422-00	Jousipalautteinen
PV3005-0422-01	Asentoon lukittautuva

PANEELIKIINNITYKSEN ASENNUSMITAT

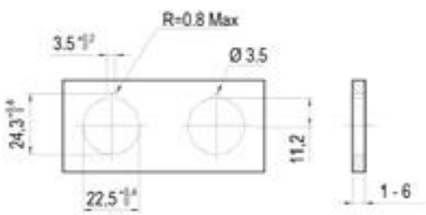

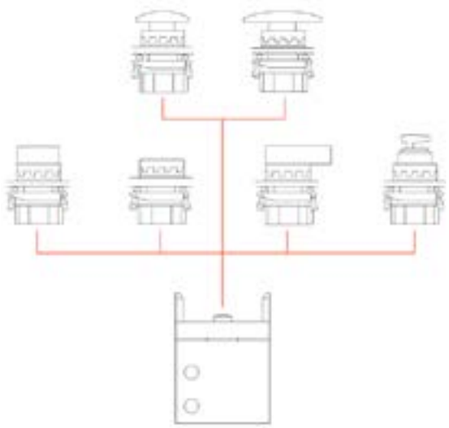

OMINAISUUDET

Väliaine:	Paineilma, öljyllä tai ilman
Työpaine:	2...10bar
Lämpötila:	-10°C ... +60°C
Runko:	Muovi
Nimellishalkaisija:	4mm 2,5mm / ¼": 7,5mm
Nimellisvirtaus: [6bar, ΔP 1bar]	4mm 2,5mm / ¼": 840Nl/min
Tiiviste:	NBR

Ø4 - 3/2
JALKAPOLJIN

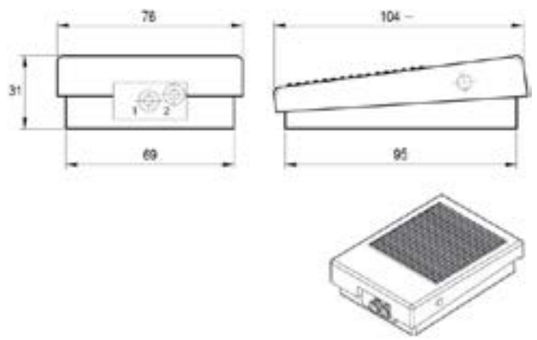

Tuotenro.	Kuvaus	Kaavio
PV4005-10-3260	HV40 Ø4 PEC 3/2 NC M	

1/4" - 5/2
JALKAPOLJIN

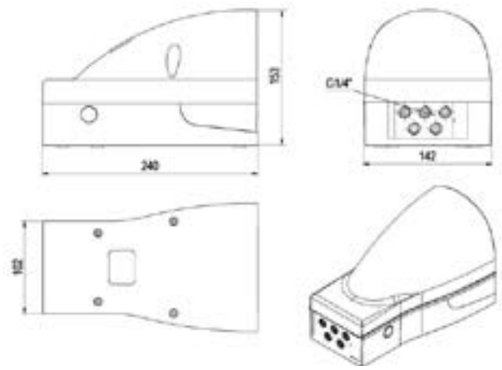

Tuotenro.	Kuvaus	Kaavio
PV4004-10-5270	HV40 1/4" PEC 5/2 EG M	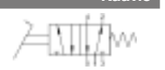
PV4004-10-5271	HV40 1/4" PEC 5/2 EG B	

OMINAISUUDET

Väliaine:	Paineilma, öljyllä tai ilman
Työpaine:	10bar
Lämpötila:	-10˚C ... +60˚C
Runko:	Alumiini
Nimellishalkaisija:	1/8”- 5mm / ¼”: 7,5mm
Nimellisvirtaus: [6bar, ΔP 1bar]	1/8”- 550Nl/min / ¼”: 1100 Nl/min

1/8” - 3/2

VIPUVENTTIILI

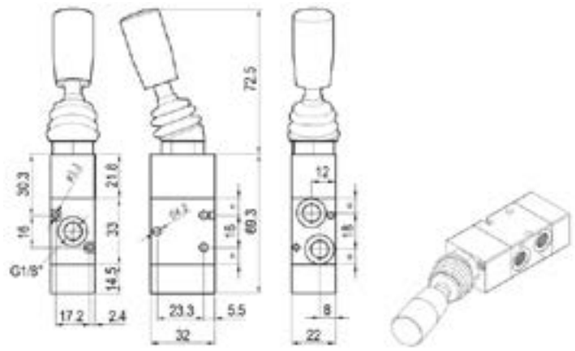

Tuotenro.	Kuvaus	Kaavio
PV1002-05-3221	HV10 1/8 MAL-I 3/2 OO B	

1/8” - 5/2

VIPUVENTTIILI

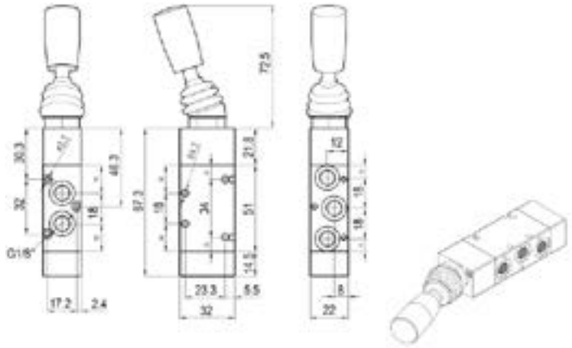

Tuotenro.	Kuvaus	Kaavio
PV1002-05-5221	HV10 1/8 MAL-I 5/2 OO B	

1/8” - 5/3

VIPUVENTTIILI

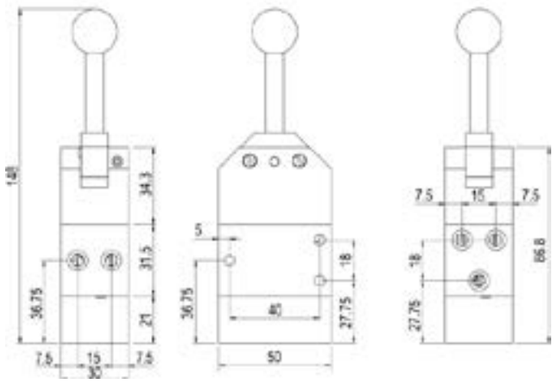

Tuotenro.	Kuvaus	Kaavio
PV1002-05-5340	HV10 1/8 MAL-I 5/3 OC M	

1/8” - 5/3

VIPUVENTTIILI

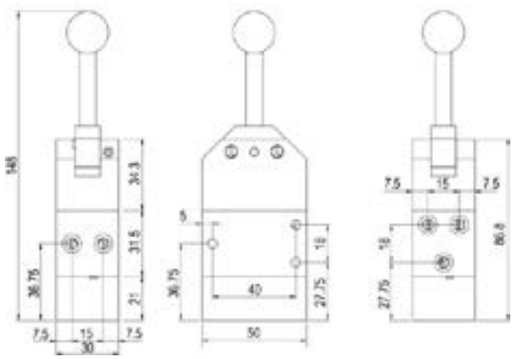

Tuotenro.	Kuvaus	Kaavio
PV1002-05-5341	HV10 1/8 MAL-I 5/3 OC B	

1/4” - 3/2

VIPUVENTTIILI

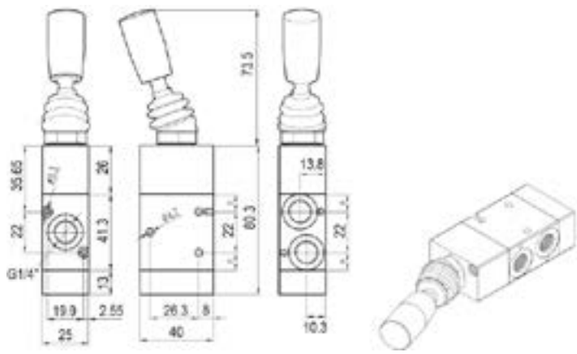

Tuotenro.	Kuvaus	Kaavio
PV1004-05-3221	HV10 1/4 MAL-I 3/2 OO B	

1/4” - 5/2

VIPUVENTTIILI

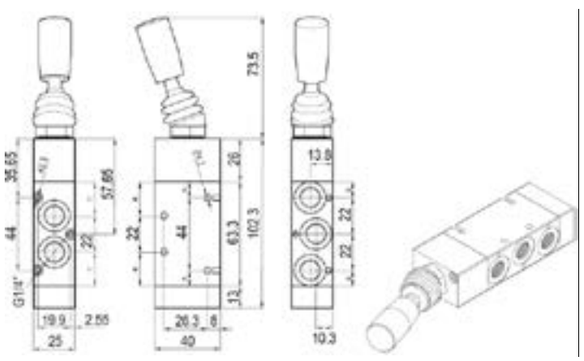

Tuotenro.	Kuvaus	Kaavio
PV1004-05-5221	HV10 1/4 MAL-I 5/2 OO B	

1/8” - 3/2

VIPUVENTTIILI

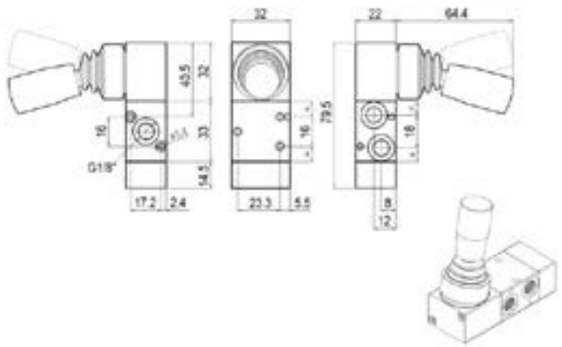

Tuotenro.	Kuvaus	Kaavio
PV1002-06-3200	HV10 1/8 MAL-L 3/2 NC M	
PV1002-06-3221	HV10 1/8 MAL-L 3/2 OO B	

1/8” - 5/2

VIPUVENTTIILI

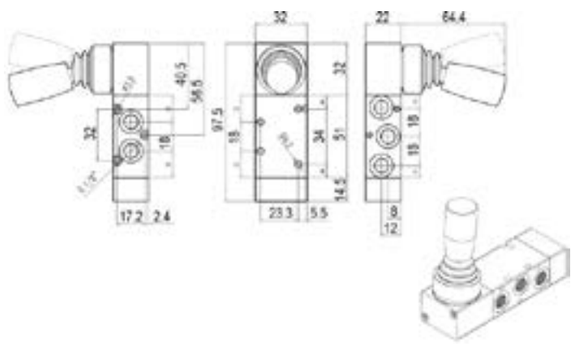

Tuotenro.	Kuvaus	Kaavio
PV1002-06-5220	HV10 1/8 MAL-L 5/2 OO M	
PV1002-06-5221	HV10 1/8 MAL-L 5/2 OO B	

1/8” - 5/3

VIPUVENTTIILI

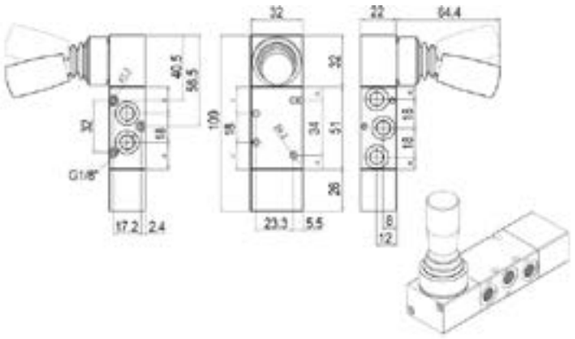

Tuotenro.	Kuvaus	Kaavio
PV1002-06-5330	HV10 1/8 MAL-L 5/3 CC M	
PV1002-06-5340	HV10 1/8 MAL-L 5/3 OC M	
PV1002-06-5350	HV10 1/8 MAL-L 5/3 PC M	

1/8” - 5/3

VIPUVENTTIILI

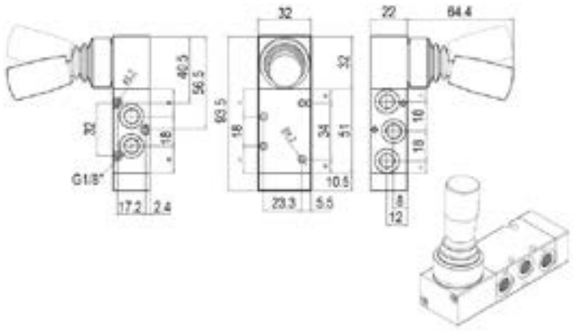

Tuotenro.	Kuvaus	Kaavio
PV1002-06-5331	HV10 1/8 MAL-L 5/3 CC B	
PV1002-06-5341	HV10 1/8 MAL-L 5/3 OC B	
PV1002-06-5351	HV10 1/8 MAL-L 5/3 PC B	

1/4” - 3/2

VIPUVENTTIILI

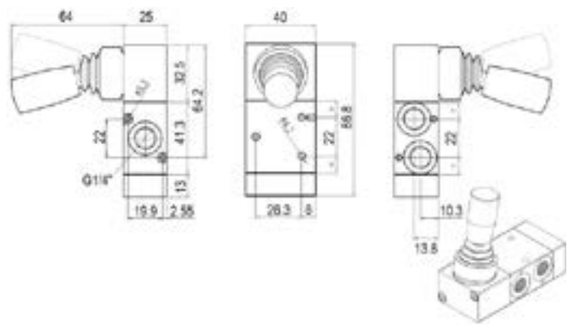

Tuotenro.	Kuvaus	Kaavio
PV1004-06-3200	HV10 1/4 MAL-L 3/2 NC M	
PV1004-06-3221	HV10 1/4 MAL-L 3/2 OO B	

1/4” - 5/2

VIPUVENTTIILI

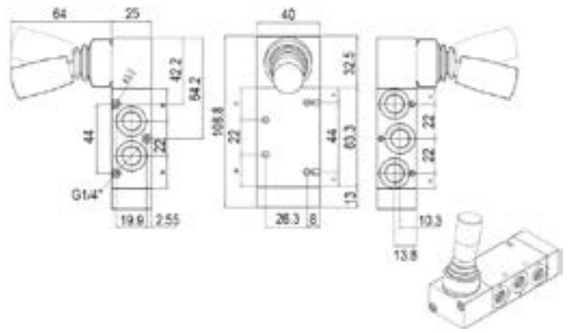

Tuotenro.	Kuvaus	Kaavio
PV1004-06-5220	HV10 1/4 MAL-L 5/2 OO M	
PV1004-06-5221	HV10 1/4 MAL-L 5/2 OO B	

1/4” - 5/3

VIPUVENTTIILI

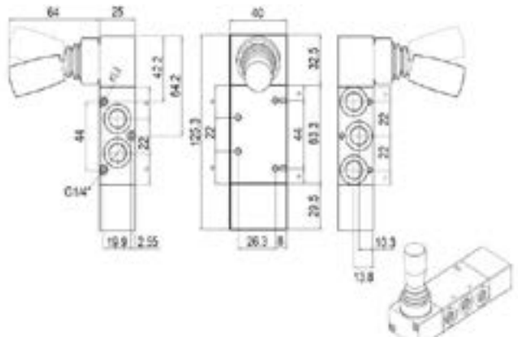

Tuotenro.	Kuvaus	Kaavio
PV1004-06-5330	HV10 1/4 MAL-L 5/3 CC M	
PV1004-06-5340	HV10 1/4 MAL-L 5/3 OC M	
PV1004-06-5350	HV10 1/4 MAL-L 5/3 PC M	

1/4” - 5/3

VIPUVENTTIILI

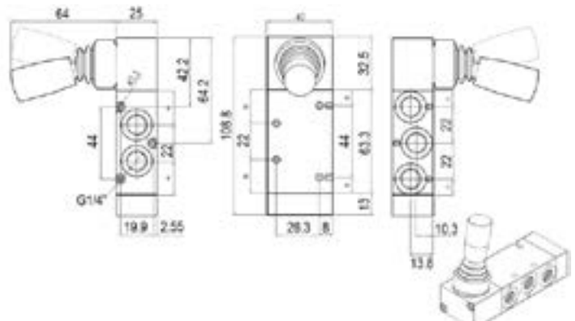

Tuotenro.	Kuvaus	Kaavio
PV1004-06-5331	HV10 1/4 MAL-L 5/3 CC B	
PV1004-06-5341	HV10 1/4 MAL-L 5/3 OC B	
PV1004-06-5351	HV10 1/4 MAL-L 5/3 PC B	

1/8” - 3/2
PAINO/VETONAPPI

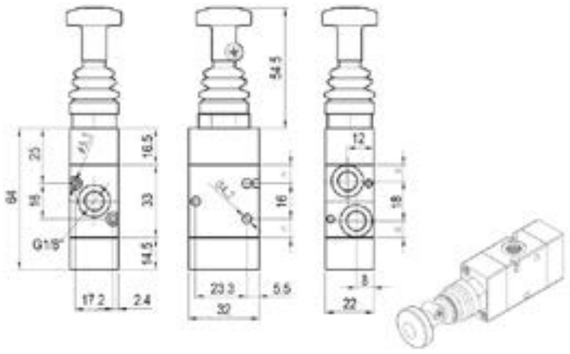

Tuotenro.	Kuvaus	Kaavio
PV1002-01-3200	HV10 1/8 MAC-I 3/2 NC M	
PV1002-01-3221	HV10 1/8 MAC-I 3/2 OO B	

1/8” - 5/2
PAINO/VETONAPPI

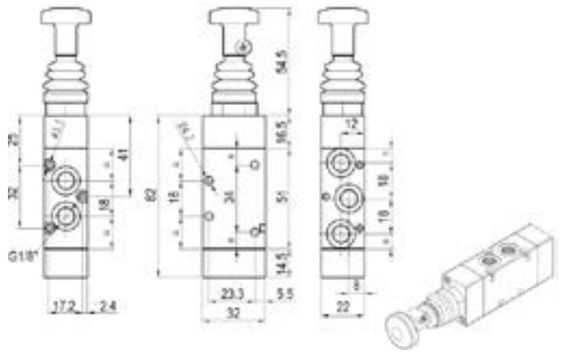

Tuotenro.	Kuvaus	Kaavio
PV1002-01-5220	HV10 1/8 MAC-I 5/2 OO M	
PV1002-01-5221	HV10 1/8 MAC-I 5/2 OO B	

1/8” - 3/2
LIITIN ADAPTERILLA

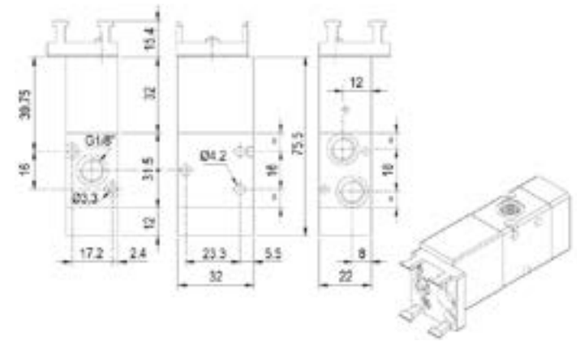

Tuotenro.	Kuvaus	Kaavio
PV1002-20-3200	HV10 1/8 MES-I 3/2 NC M	
PV1002-20-3210	HV10 1/8 MES-I 3/2 NO M	

1/8” - 5/2
LIITIN ADAPTERILLA

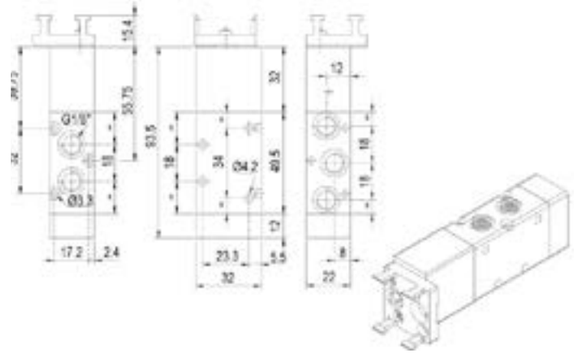

Tuotenro.	Kuvaus	Kaavio
PV1002-20-5220	HV10 1/8 MES-I 5/2 OO M	

1/4” - 3/2
PAINO/VETONAPPI

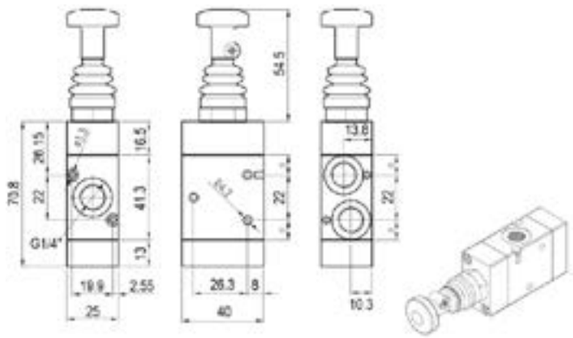

Tuotenro.	Kuvaus	Kaavio
PV1004-01-3200	HV10 1/4 MAC-I 3/2 NC M	
PV1004-01-3221	HV10 1/4 MAC-I 3/2 OO B	

1/4” - 5/2
PAINO/VETONAPPI

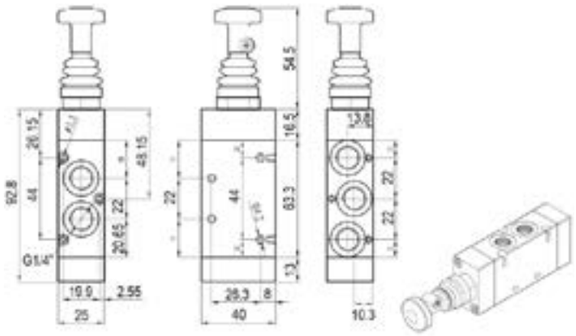

Tuotenro.	Kuvaus	Kaavio
PV1004-01-5220	HV10 1/4 MAC-I 5/2 OO M	
PV1004-01-5221	HV10 1/4 MAC-I 5/2 OO B	

1/8” - 3/2
LIITIN ADAPTERILLA

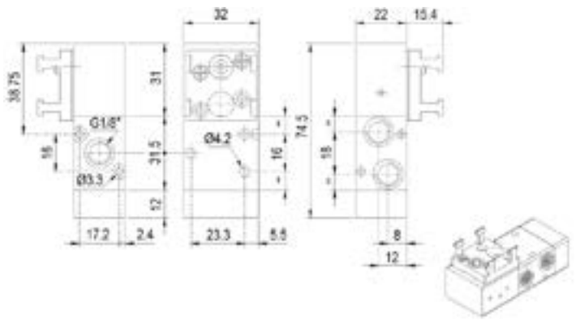

Tuotenro.	Kuvaus	Kaavio
PV1002-21-3200	HV10 1/8 MES-L 3/2 NC M	
PV1002-21-3210	HV10 1/8 MES-L 3/2 NO M	

1/8” - 5/2
LIITIN ADAPTERILLA

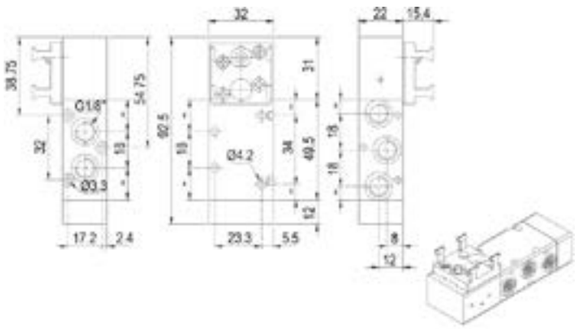

Tuotenro.	Kuvaus	Kaavio
PV1002-21-5220	HV10 1/8 MES-L 5/2 OO M	

PV3001
SUOJATTU NAPPI

Tuotenro.	Kuvaus
PV3001-0322-00	Jousipalautteinen

PV3002
PAINONAPPI Ø40

Tuotenro.	Kuvaus
PV3002-0322-00	Jousipalautteinen
PV3002-0322-01	Alaslukittautuva

PV3002
PAINONAPPI Ø60

Tuotenro.	Kuvaus
PV3003-0322-00	Jousipalautteinen
PV3003-0322-01	Alaslukittautuva

PV3002
LYHYT VALITSINVIPU

Tuotenro.	Kuvaus
PV3004-0422-00	Jousipalautteinen
PV3004-0422-01	Asentoon lukittautuva

PV3002
PITKÄ VALITSINVIPU

Tuotenro.	Kuvaus
PV3005-0422-00	Jousipalautteinen
PV3005-0422-01	Asentoon lukittautuva

PANEELIKIINNITYKSEN ASENNUSMITAT

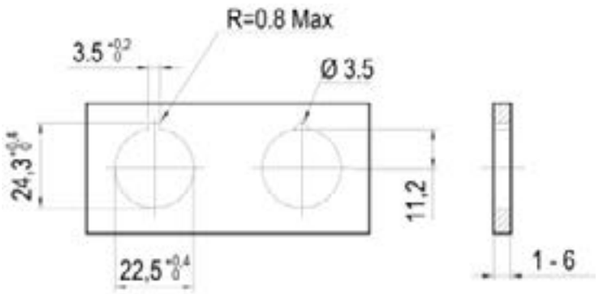

OMINAISUUDET

Väliaine:	Paineilma, öljyllä tai ilman
Maxpaine:	10bar
Lämpötila:	-10°C ... +60°C
Runko:	Alumiini
Nimellishalkaisija:	5mm
Nimellisvirtaus: [6bar, ΔP 1bar]	550Nl/min

1/8” - 3/2
PAINONAPPI

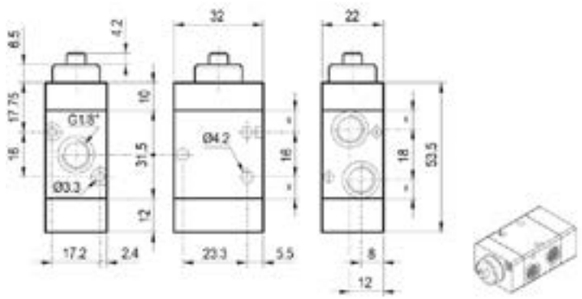

Tuotenro.	Kuvaus	Kaavio
PV1002-24-3200	HV10 1/8 MEC 3/2 NC M	

1/8” - 5/2
PAINONAPPI

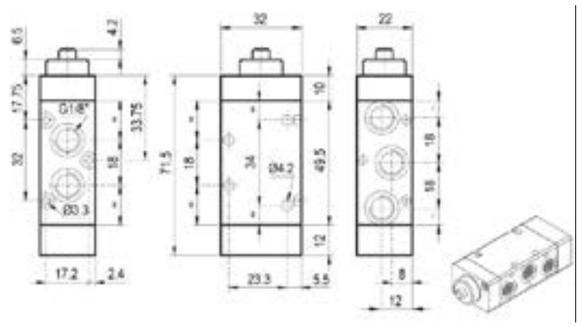

Tuotenro.	Kuvaus	Kaavio
PV1002-24-5220	HV10 1/8 MEC 5/2 OO M	

1/8” - 3/2

RULLAKYTKIN

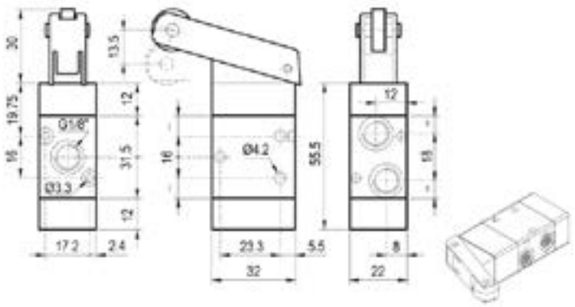

Tuotenro.	Kuvaus	Kaavio
PV1002-30-3200	HV10 1/8 MER 3/2 NC M	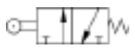

1/8” - 5/2

RULLAKYTKIN

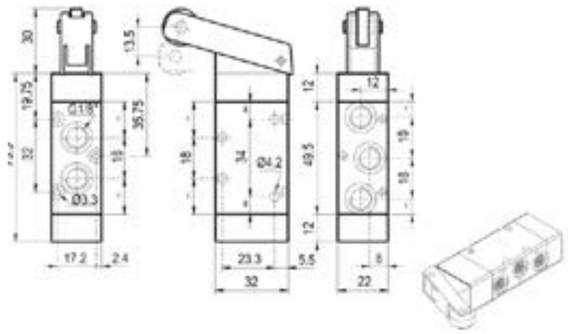

Tuotenro.	Kuvaus	Kaavio
PV1002-30-5220	HV10 1/8 MER 5/2 OO M	

1/8” - 3/2

RULLAKYTKIN

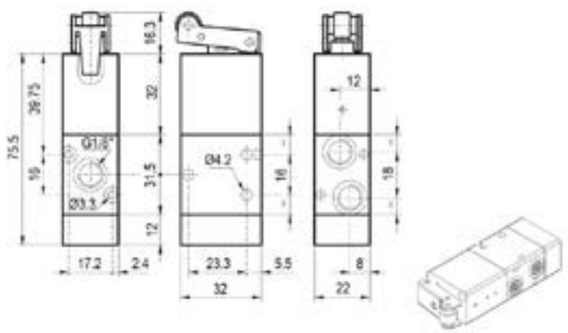

Tuotenro.	Kuvaus	Kaavio
PV1002-31-3200	HV10 1/8 MER-I 3/2 NC M	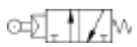

1/8” - 5/2

RULLAKYTKIN

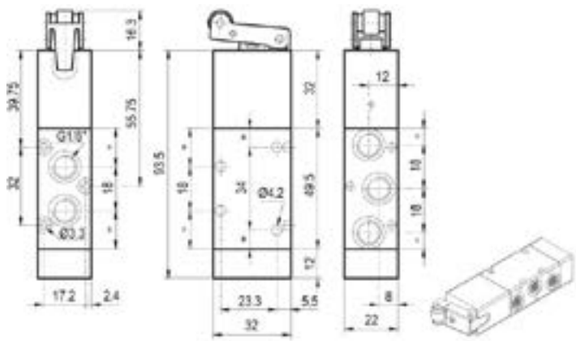

Tuotenro.	Kuvaus	Kaavio
PV1002-31-5220	HV10 1/8 MER-I 5/2 OO M	

VENTTIILIT

1/8” - 3/2

RULLAKYTKIN

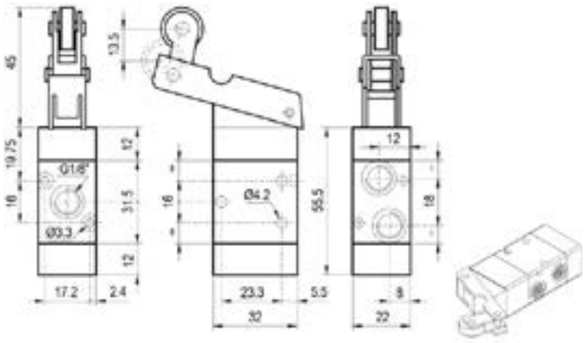

Tuotenro.	Kuvaus	Kaavio
PV1002-33-3200	HV10 1/8 MEU 3/2 NC M	

1/8” - 5/2

RULLAKYTKIN

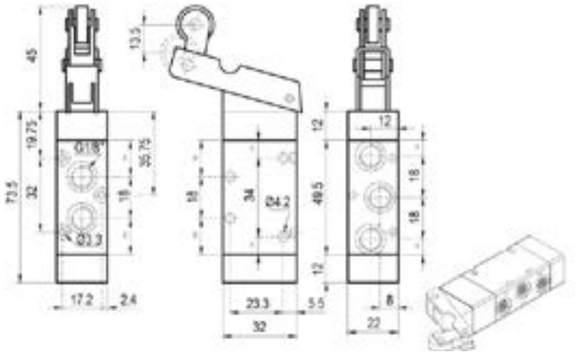

Tuotenro.	Kuvaus	Kaavio
PV1002-33-5220	HV10 1/8 MEU 5/2 OO M	

OMINAISUUDET

Väliaine:	Paineilma, öljyllä tai ilman
Painealue monostabiili:	2.5-10bar
Painealue bistabiili:	1-10bar
Lämpötila:	-10°C … +60°C
Runko:	Alumiini
Nimellishalkaisija:	1/8”- 5mm / ¼”: 7,5mm / ½” – 13mm
Nimellisvirtaus: [6bar, ΔP 1bar]	1/8”- 550Nl/min / ¼”: 1100 Nl/min / ½”- 4600Nl/min

monostabiili = palautuu jännitteettömänä asentoonsa
bistabiili = jää vaihtoasentoonsa

1/8” - 3/2

PAINEILMAOHJATTU VENTTIILI

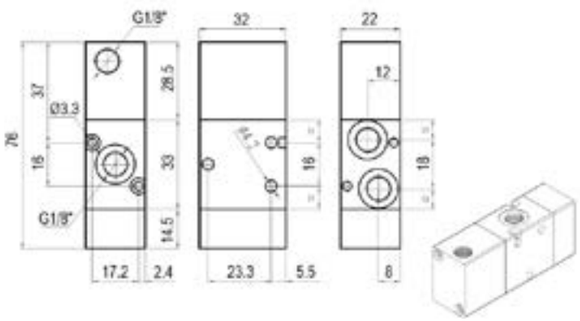

Tuotenro.	Kuvaus	Kaavio
PV1002-60-3200	HV10 1/8 PNC 3/2 NC M	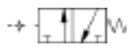
PV1002-60-3210	HV10 1/8 PNC 3/2 NO M	

1/8” - 5/2

PAINEILMAOHJATTU VENTTIILI

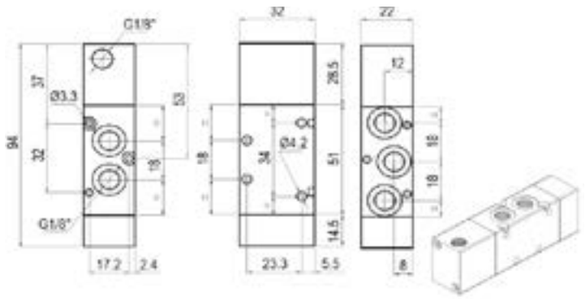

Tuotenro.	Kuvaus	Kaavio
PV1002-60-5220	HV10 1/8 PNC 5/2 OO M	

1/8” - 3/2

PAINEILMAOHJATTU VENTTIILI

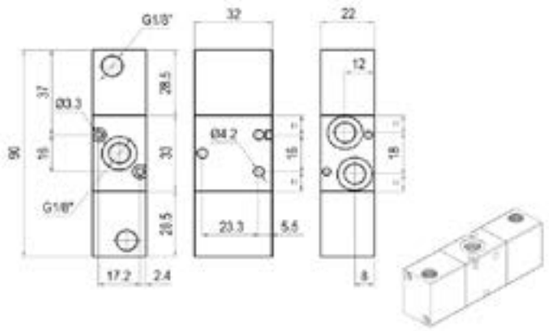

Tuotenro.	Kuvaus	Kaavio
PV1002-60-3221	HV10 1/8 PNC 3/2 OO B	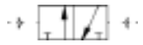

1/8” - 5/2

PAINEILMAOHJATTU VENTTIILI

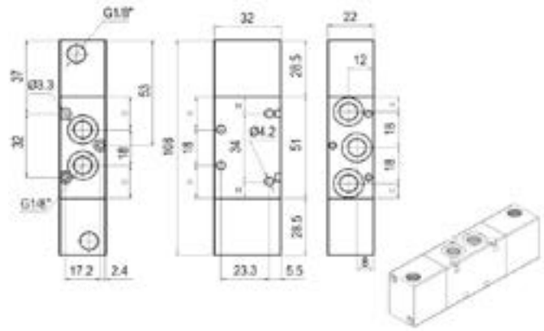

Tuotenro.	Kuvaus	Kaavio
PV1002-60-5221	HV10 1/8 PNC 5/2 OO B	

1/8” - 5/3

PAINEILMAOHJATTU VENTTIILI

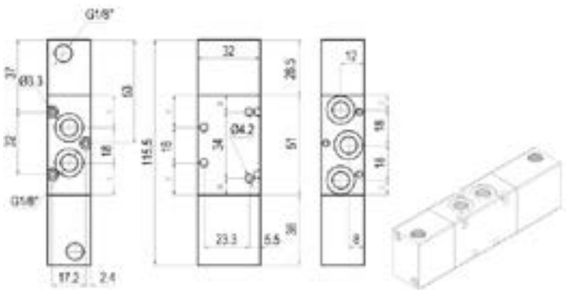

Tuotenro.	Kuvaus	Kaavio
PV1002-60-5330	HV10 1/8 PNC 5/3 CC M	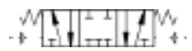
PV1002-60-5340	HV10 1/8 PNC 5/3 OC M	
PV1002-60-5350	HV10 1/8 PNC 5/3 PC M	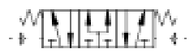

1/4” - 3/2

PAINEILMAOHJATTU VENTTIILI

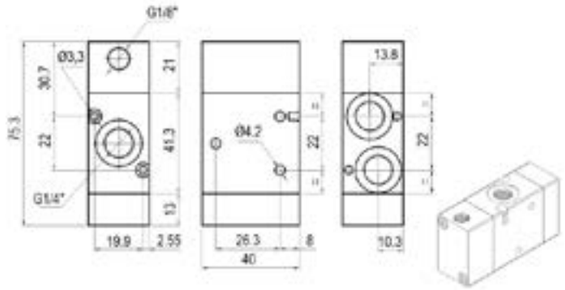

Tuotenro.	Kuvaus	Kaavio
PV1004-60-3200	HV10 1/4 PNC 3/2 NC M	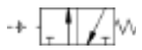
PV1004-60-3210	HV10 1/4 PNC 3/2 NO M	

1/4” - 5/2

PAINEILMAOHJATTU VENTTIILI

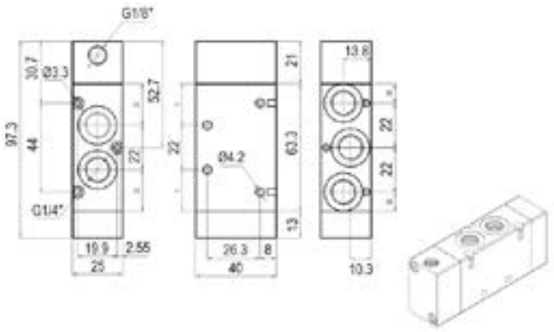

Tuotenro.	Kuvaus	Kaavio
PV1004-60-5220	HV10 1/4 PNC 5/2 OO M	

1/4” - 3/2

PAINEILMAOHJATTU VENTTIILI

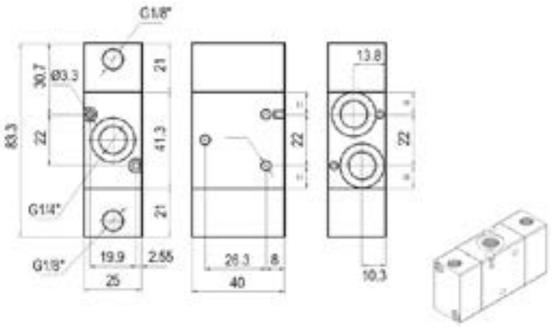

Tuotenro.	Kuvaus	Kaavio
PV1004-60-3221	HV10 1/4 PNC 3/2 OO B	

1/4” - 5/2

PAINEILMAOHJATTU VENTTIILI

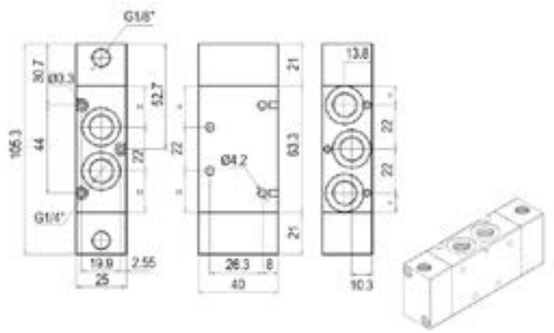

Tuotenro.	Kuvaus	Kaavio
PV1004-60-5221	HV10 1/4 PNC 5/2 OO B	

1/4” - 5/3

PAINEILMAOHJATTU VENTTIILI

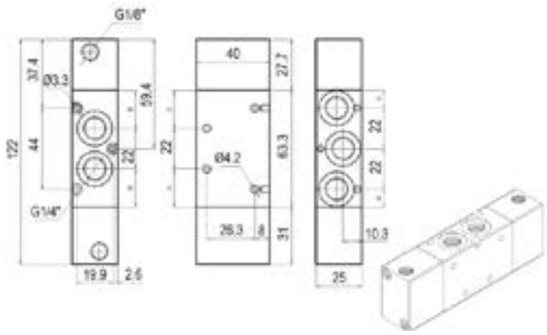

Tuotenro.	Kuvaus	Kaavio
PV1004-60-5330	HV10 1/4 PNC 5/3 CC M	
PV1004-60-5340	HV10 1/4 PNC 5/3 OC M	
PV1004-60-5350	HV10 1/4 PNC 5/3 PC M	

1/2” - 3/2

PAINEILMAOHJATTU VENTTIILI

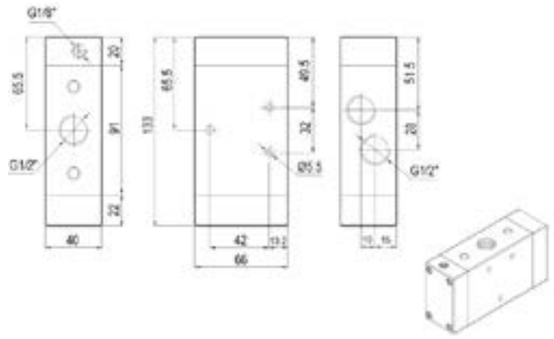

Tuotenro.	Kuvaus	Kaavio
PV1008-60-3200	HV10 1/2 PNC 3/2 NC M	
PV1008-60-3210	HV10 1/2 PNC 3/2 NO M	

1/2” - 5/2

PAINEILMAOHJATTU VENTTIILI

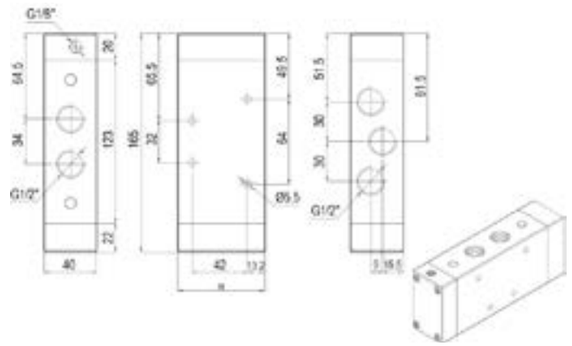

Tuotenro.	Kuvaus	Kaavio
PV1008-60-5220	HV10 1/2 PNC 5/2 OO M	

1/2” - 3/2

PAINEILMAOHJATTU VENTTIILI

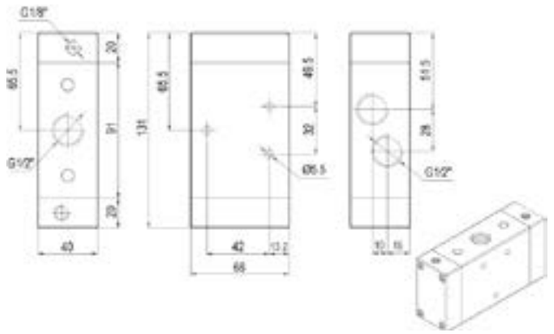

Tuotenro.	Kuvaus	Kaavio
PV1008-60-3221	HV10 1/2 PNC 3/2 OO B	

1/2” - 5/2

PAINEILMAOHJATTU VENTTIILI

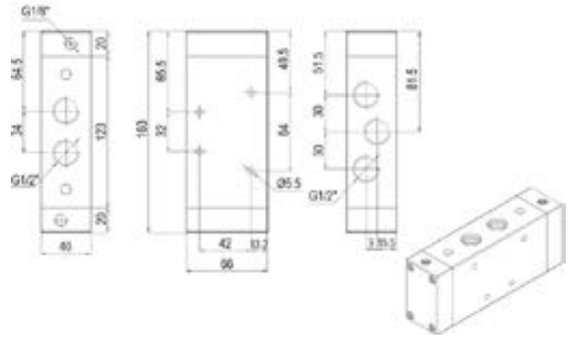

Tuotenro.	Kuvaus	Kaavio
PV1008-60-5221	HV10 1/2 PNC 5/2 OO B	

1/2” - 5/3

PAINEILMAOHJATTU VENTTIILI

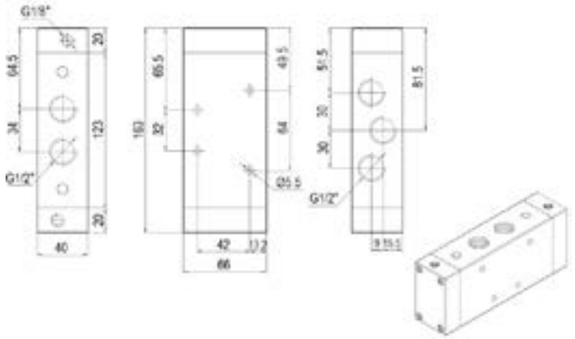

Tuotenro.	Kuvaus	Kaavio
PV1008-60-5330	HV10 1/2 PNC 5/3 CC M	
PV1008-60-5340	HV10 1/2 PNC 5/3 OC M	
PV1008-60-5350	HV10 1/2 PNC 5/3 PC M	

OMINAISUUDET

Väliaine:	Paineilma, öljyllä tai ilman
Painealue monostabiili:	2.5-10bar
Painealue bistabiili:	1-10bar
Lämpötila:	-10°C … +60°C
Runko:	Alumiini + muovi
Nimellishalkaisija:	1/8”- 5mm / ¼”: 7,5mm / ½” – 13mm
Nimellisvirtaus: [6bar, ΔP 1bar]	1/8”- 550Nl/min / ¼”: 1100 Nl/min / ½”- 4600Nl/min

monostabiili = palautuu jännitteettömänä asentoonsa jousen voimalla
bistabiili = jää vaihtoasentoonsa

1/8” - 3/2

SOLENOIDIVENTTIILI SÄHKÖ/JOUSI

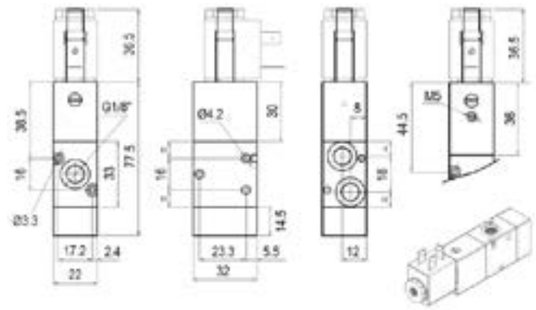

Tuotenro.	Kuvaus	Kaavio
PV1002-50-3200	HV10 1/8 SOC 3/2 NC M	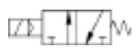
PV1002-50-3210	HV10 1/8 SOC 3/2 NO M	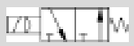
PV1002-58-3200	HV10 1/8 SOC-P 3/2 NC M	

1/8” - 3/2

SOLENOIDIVENTTIILI SÄHKÖ/SÄHKÖ

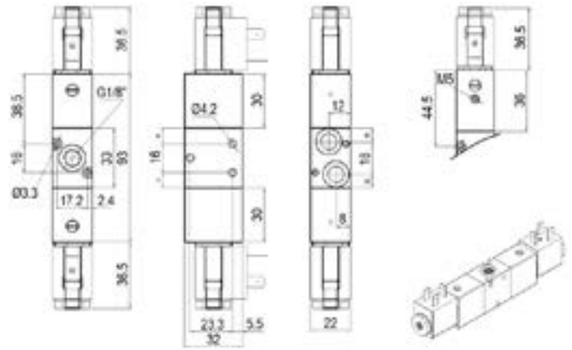

Tuotenro.	Kuvaus	Kaavio
PV1002-50-3221	HV10 1/8 SOC 3/2 OO B	
PV1002-58-3221	HV10 1/8 SOC-P 3/2 OO B	

1/8” - 5/2

SOLENOIDIVENTTIILI SÄHKÖ/JOUSI

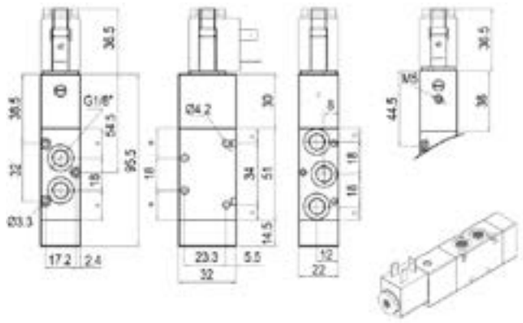

Tuotenro.	Kuvaus	Kaavio
PV1002-50-5220	HV10 1/8 SOC 5/2 OO M	
PV1002-58-5220	HV10 1/8 SOC-P 5/2 OO M	

1/8” - 5/2

SOLENOIDIVENTTIILI SÄHKÖ/SÄHKÖ

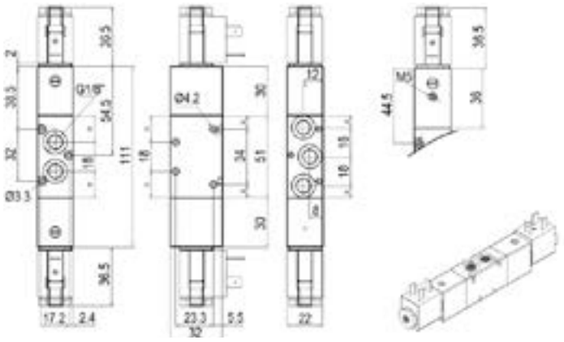

Tuotenro.	Kuvaus	Kaavio
PV1002-50-5221	HV10 1/8 SOC 5/2 OO B	
PV1002-58-5221	HV10 1/8 SOC-P 5/2 OO B	

1/8” - 5/3

SOLENOIDIVENTTIILI SÄHKÖ/SÄHKÖ

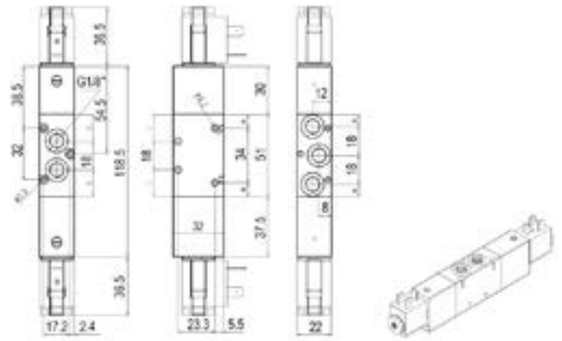

Tuotenro.	Kuvaus	Kaavio
PV1002-50-5330	HV10 1/8 SOC 5/3 CC M	
PV1002-50-5340	HV10 1/8 SOC 5/3 OC M	
PV1002-50-5350	HV10 1/8 SOC 5/3 PC M	

1/8” - 5/3

SOLENOIDIVENTTIILI SÄHKÖ/SÄHKÖ

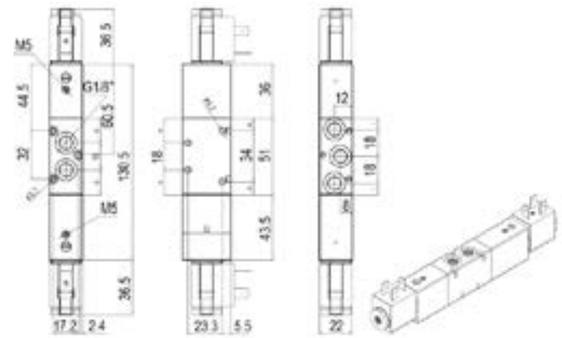

Tuotenro.	Kuvaus	Kaavio
PV1002-58-5330	HV10 1/8 SOC-P 5/3 CCM	
PV1002-58-5340	HV10 1/8 SOC-P 5/3 OC M	
PV1002-58-5350	HV10 1/8 SOC-P 5/3 PC M	

1/4” - 3/2

SOLENOIDIVENTTIILI SÄHKÖ/JOUSI

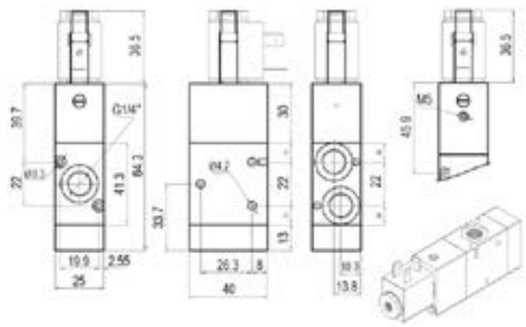

Tuotenro.	Kuvaus	Kaavio
PV1004-50-3200	HV10 1/4 SOC 3/2 NC M	
PV1004-50-3210	HV10 1/4 SOC 3/2 NO M	
PV1004-58-3200	HV10 1/4 SOC-P NC M	

1/4” - 3/2

SOLENOIDIVENTTIILI SÄHKÖ/SÄHKÖ

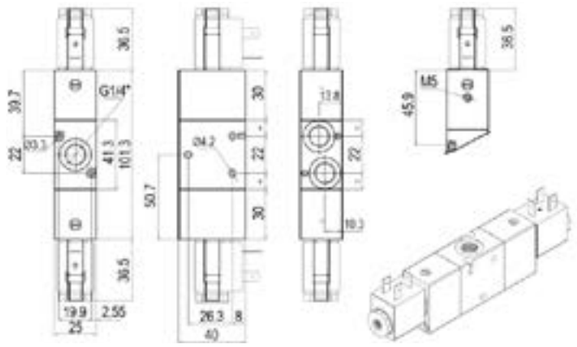

Tuotenro.	Kuvaus	Kaavio
PV1004-50-3221	HV10 1/4 SOV 3/2 OO B	
PV1004-58-3221	HV10 1/4 SOC-P 3/2 OO B	

1/4” - 5/2

SOLENOIDIVENTTIILI SÄHKÖ/JOUSI

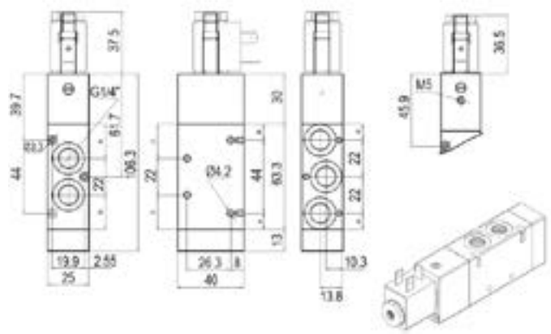

Tuotenro.	Kuvaus	Kaavio
PV1004-50-5220	HV10 1/4 SOC 5/2 OO M	
PV1004-58-5220	HV10 1/4 SOC-P 5/2 OO M	

1/4” - 5/2

SOLENOIDIVENTTIILI SÄHKÖ/SÄHKÖ

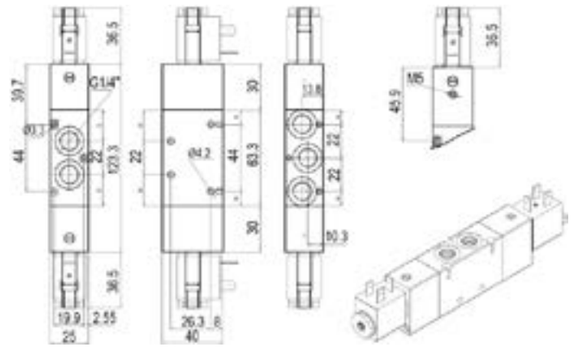

Tuotenro.	Kuvaus	Kaavio
PV1004-50-5221	HV10 1/4 SOC 5/2 OO B	
PV1004-58-5221	HV10 1/4 SOC-P 5/2 OO B	

1/4” - 5/2

SOLENOIDIVENTTIILI SÄHKÖ/SÄHKÖ

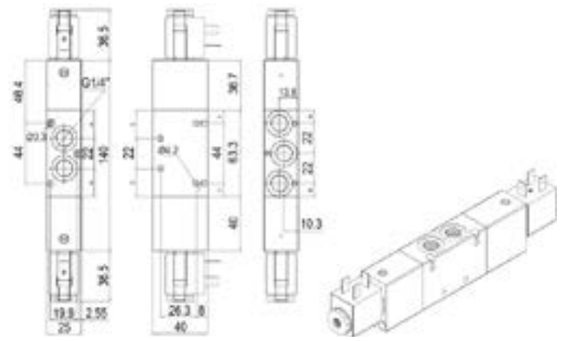

Tuotenro.	Kuvaus	Kaavio
PV1004-50-5330	HV10 1/4 SOC 5/3 CC M	
PV1004-50-5340	HV10 1/4 SOC 5/3 OC M	
PV1004-50-5350	HV10 1/4 SOC 5/3 PC M	

1/4” - 5/2

SOLENOIDIVENTTIILI SÄHKÖ/SÄHKÖ

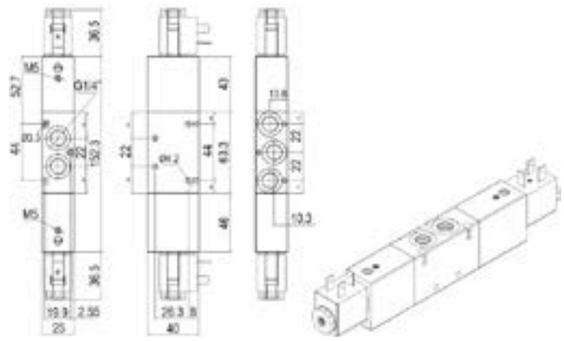

Tuotenro.	Kuvaus	Kaavio
PV1004-58-5330	HV10 1/4 SOC-P 5/3 CC M	
PV1004-58-5340	HV10 1/4 SOC-P 5/3 OC M	
PV1004-58-5350	HV10 1/4 SOC-P 5/3 PC M	

1/2” - 5/2

SOLENOIDIVENTTIILI SÄHKÖ/JOUSI

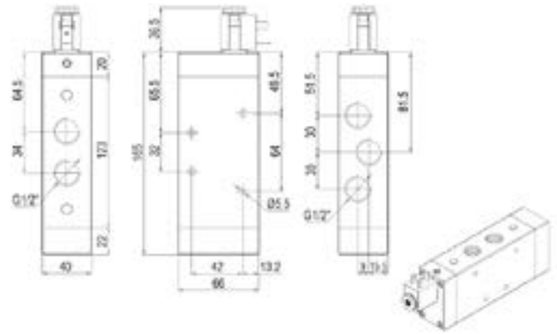

Tuotenro.	Kuvaus	Kaavio
PV1008-50-5220	HV10 1/2 SOC 5/2 OO M	

1/2” - 5/2

SOLENOIDIVENTTIILI SÄHKÖ/SÄHKÖ

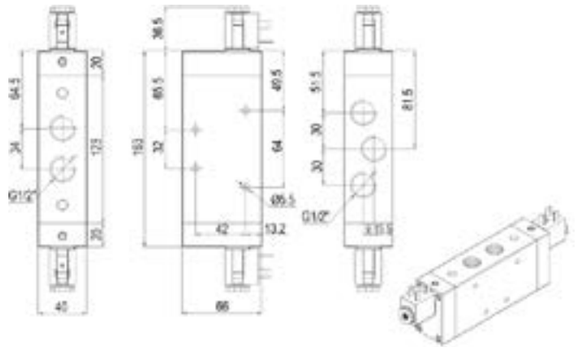

Tuotenro.	Kuvaus	Kaavio
PV1008-50-5221	HV10 1/2 SOC 5/2 OO B	

1/2” - 3/2

SOLENOIDIVENTTIILI SÄHKÖ/JOUSI

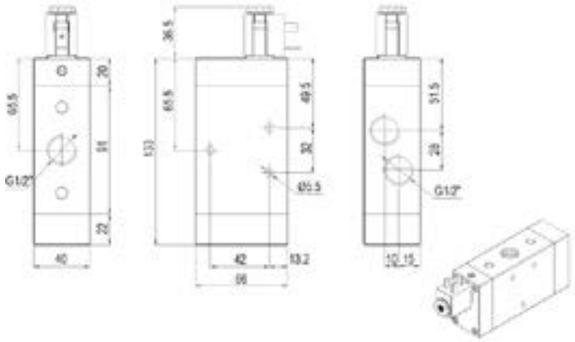

Tuotenro.	Kuvaus	Kaavio
PV1008-50-3200	HV10 1/2 SOC 3/2 NC M	
PV1008-50-3210	HV10 1/2 SOC 3/2 NO M	

1/2” - 3/2

SOLENOIDIVENTTIILI SÄHKÖ/SÄHKÖ

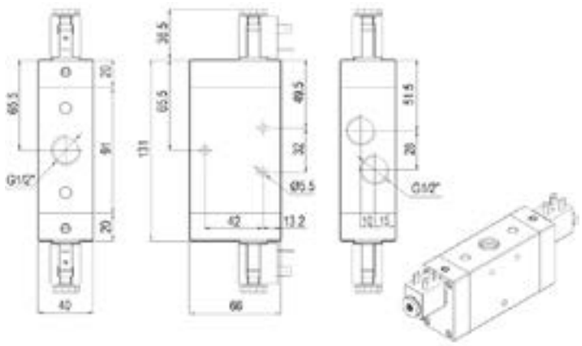

Tuotenro.	Kuvaus	Kaavio
PV1008-50-3221	HV10 1/2 SOC 3/2 OO B	

1/2” - 5/3

SOLENOIDIVENTTIILI SÄHKÖ/SÄHKÖ

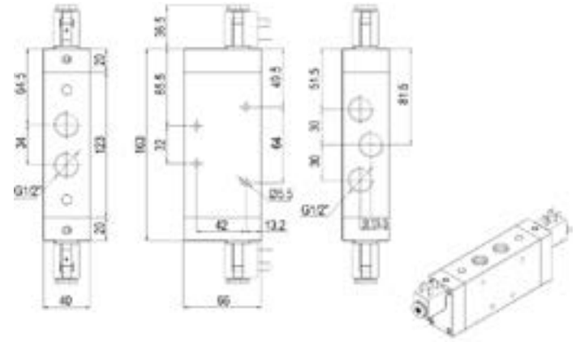

Tuotenro.	Kuvaus	Kaavio
PV1008-50-5330	HV10 1/2 SOC 5/3 CC M	
PV1008-50-5340	HV10 1/2 SOC 5/3 OC M	
PV1008-50-5350	HV10 1/2 SOC 5/3 PC M	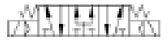

PV822-09

KELA 22

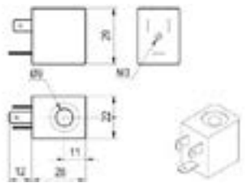

Tuotenro.	Ø	Virta	Jännite
PV822-09-04-012	9mm	4.2 W	12 VDC
PV822-09-03-024	9mm	3 W	24 VDC
PV822-09-05-025	9mm	5 VA	24 VAC
PV822-09-05-110	9mm	5 VA	110 VAC
PV822-09-05-220	9mm	5 VA	220 VAC

PV822-00

PISTOKE 22

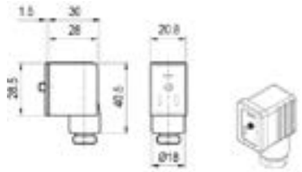

Tuotenro.	Tyyppi	Jännite
PV822-00-00-000	STD	Max 250V
PV822-00-01-024	LED + VDR	24V
PV822-00-01-110	LED + VDR	110V
PV822-00-01-220	LED + VDR	220V

PV830-09

KELA 30

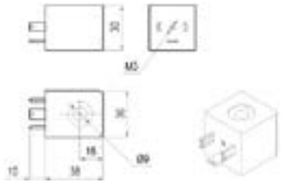

Tuotenro.	Ø	Virta	Jännite
PV830-09-02-024	9 mm	2 W	24 VDC
PV830-09-05-025	9 mm	5VA	24 VAC
PV830-09-05-110	9 mm	5VA	110 VAC
PV830-09-05-220	9 mm	5VA	220 VAC

PV830-00

PISTOKE 30

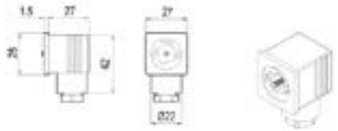

Tuotenro.	Tyyppi	Jännite
PV830-00-00-000	STD	Max 250V
PV830-00-01-024	LED+VDR	24V
PV830-00-01-110	LED+VDR	110V
PV830-00-01-220	LED+VDR	220V

HV80

JAKOTUKKI

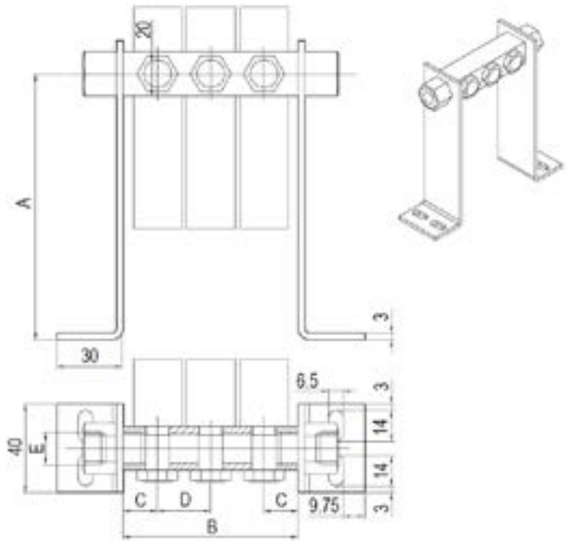

Tuotenro.	Kuvaus	A	B	C	D	E
PV1002-80-02	HV80-2 1/8		55	15,5	24	
PV1002-80-03	HV80-3 1/8		79	15,5	24	
PV1002-80-04	HV80-4 1/8		103	15,5	24	
PV1002-80-05	HV80-5 1/8		127	15,5	24	
PV1002-80-06	HV80-6 1/8		151	15,5	24	
PV1002-80-60	HV80-60 1/8	60				G1/4”
PV1002-80-61	HV80-120 1/8	120				G1/4”
PV1004-80-02	HV80-2 1/4		62	17,5	27	
PV1004-80-03	HV80-3 1/4		89	17,5	27	
PV1004-80-04	HV80-4 1/4		116	17,5	27	
PV1002-80-05	HV80-5 1/4		143	17,5	27	
PV1002-80-06	HV80-6 1/4		170	17,5	27	
PV1002-80-60	HV80-60 1/4	60				G3/8”
PV1004-80-61	HV80-120 1/4	120				G3/8”

HV81 BLP

KIINNITYSLEVY SULJETTU

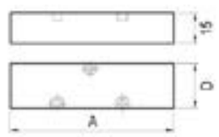

Tuotenro.	A	D	Koko
PV1002-81-00	60	22	1/8
PV1004-81-00	70	25	1/4

HV81 - 1/8”

JAKOTUKKI

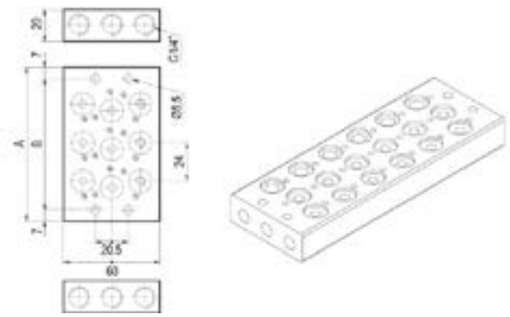

Tuotenro.	Kuvaus	A	B
PV1002-81-02	HV81-2 1/8	76	58
PV1002-81-03	HV81-3 1/8	96	82
PV1002-81-04	HV81-4 1/8	120	106
PV1002-81-05	HV81-5 1/8	144	130
PV1002-81-06	HV81-6 1/8	168	154
PV1002-81-07	HV81-7 1/8	192	178
PV1002-81-08	HV81-8 1/8	216	202
PV1002-81-09	HV81-9 1/8	240	226
PV1002-81-10	HV81-10 1/8	264	250

HV81 - 1/4”

JAKOTUKKI

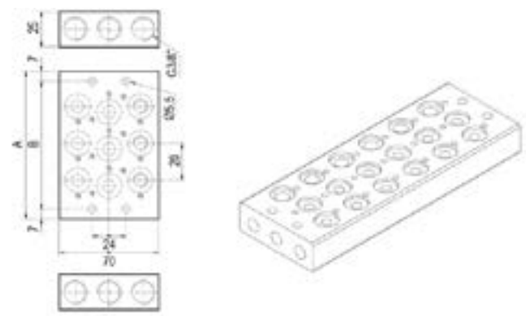

Tuotenro.	Kuvaus	A	B
PV1004-81-02	HV81-2 1/4	78	64
PV1004-81-03	HV81-3 1/4	104	90
PV1004-81-04	HV81-4 1/4	130	116
PV1004-81-05	HV81-5 1/4	156	142
PV1004-81-06	HV81-6 1/4	182	168
PV1004-81-07	HV81-7 1/4	208	194
PV1004-81-08	HV81-8 1/4	234	220
PV1004-81-09	HV81-9 1/4	260	246
PV1004-81-10	HV81-10 1/4	286	272

HV82 - 1/8”

JAKOTUKKI MODUULI

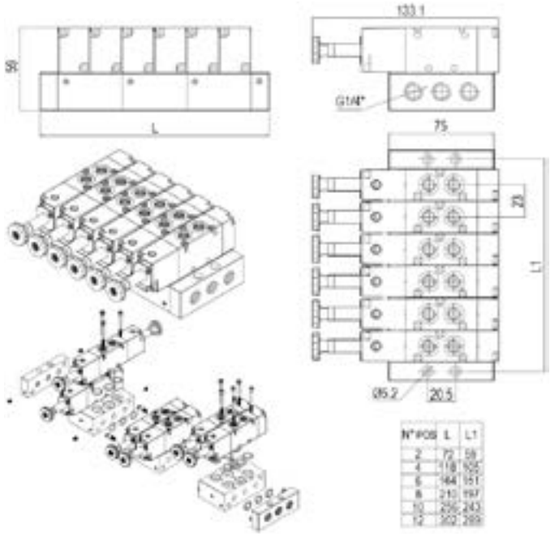

N° POS	L	L1
2	72	59
4	118	105
6	164	151
8	210	197
10	256	243
12	302	289

HV82 - 1/4”

JAKOTUKKI MODUULI

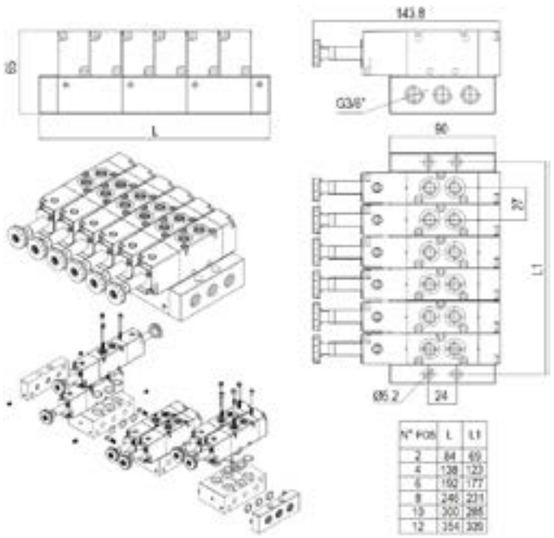

N° POS	L	L1
2	84	69
4	138	123
6	192	177
8	246	231
10	300	285
12	354	339

PV1002-82-01

MODUULIN PÄÄTY LIITOKSILLA OIKEA 1/8

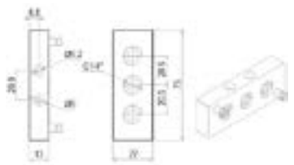

PV1004-82-01

MODUULIN PÄÄTY LIITOKSILLA OIKEA 1/4

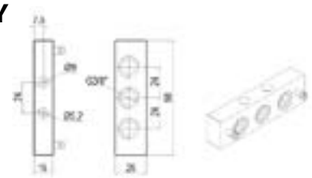

PV1002-82-02

JAKOTUKKI MODUULI 1/8

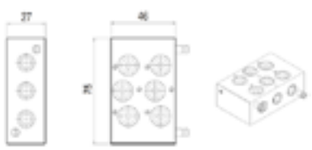

PV1004-82-02

JAKOTUKKI MODUULI 1/4

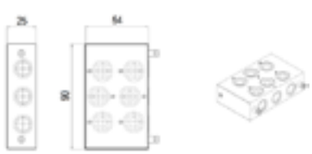

PV1002-82-03

MODUULIN PÄÄTY LIITOKSILLA VASEN 1/8

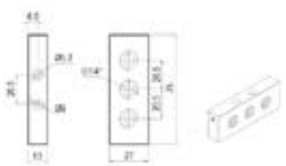

PV1004-82-03

MODUULIN PÄÄTY LIITOKSILLA VASEN 1/4

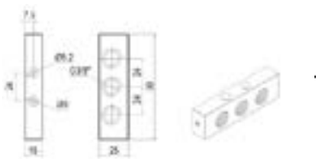

OMINAISUUDET

Väliaine:	Paineilma, öljyllä tai ilman
Painealue:	0...10bar
Lämpötila:	-10°C ... +50°C
Runko:	Alumiini
Nimellishalkaisija:	1,5mm
Nimellisvirtaus:	1/8”- 50Nl/min / ¼”: 50 Nl/min / M5- 40Nl/min
Tiiviste:	NBR

M5 - 3/2

SOLENOIDIVENTTIILI

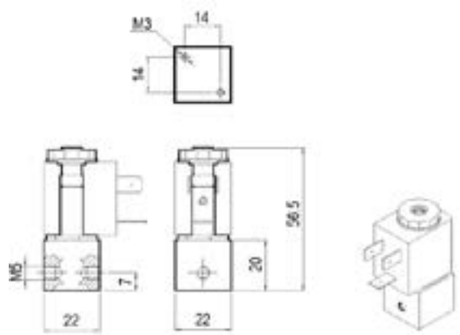

Tuotenro.	Kuvaus	Kaavio
PV0401-50-3200	HV04 M5 SOC 3/2 NC M	
PV0401-50-3210	HV04 M5 SOC 3/2 NO M	

1/8” - 3/2

SOLENOIDIVENTTIILI

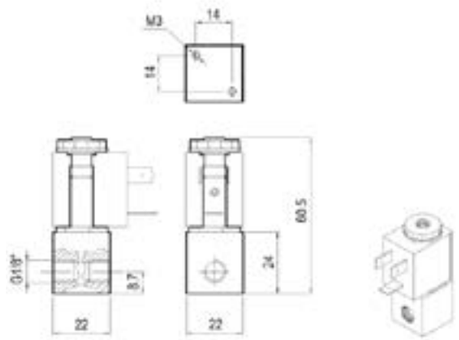

Tuotenro.	Kuvaus	Kaavio
PV0402-50-3200	HV04 1/8 SOC 3/2 NC M	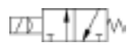
PV0402-50-3210	HV04 1/8 SOC 3/2 NO M	

1/8” - 3/2

SOLENOIDIVENTTIILI

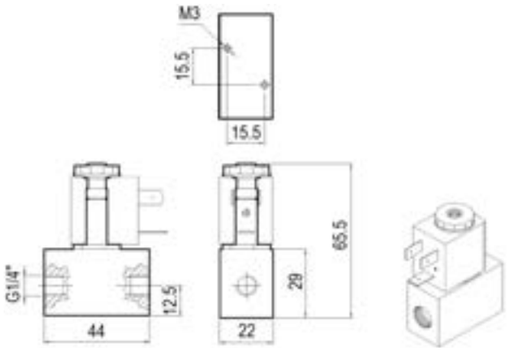

Tuotenro.	Kuvaus	Kaavio
PV0404-50-3200	HV04 1/4 SOC 3/2 NC M	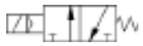
PV0404-60-3210	HV04 1/4 SOC 3/2 NO M	

PV822-09

KELA 22

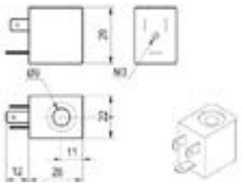

Tuotenro.	Ø	Virta	Jännite
PV822-09-04-012	9mm	4.2 W	12 VDC
PV822-09-03-024	9mm	3 W	24 VDC
PV822-09-05-025	9mm	5 VA	24 VAC
PV822-09-05-110	9mm	5 VA	110 VAC
PV822-09-05-220	9mm	5 VA	220 VAC

PV822-00

PISTOKE 22

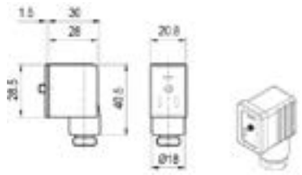

Tuotenro.	Tyyppi	Jännite
PV822-00-00-000	STD	Max 250V
PV822-00-01-024	LED + VDR	24V
PV822-00-01-110	LED + VDR	110V
PV822-00-01-220	LED + VDR	220V

PV830-09

KELA 30

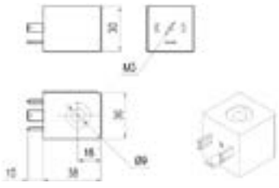

Tuotenro.	Ø	Virta	Jännite
PV830-09-02-024	9 mm	2 W	24 VDC
PV830-09-05-025	9 mm	5VA	24 VAC
PV830-09-05-110	9 mm	5VA	110 VAC
PV830-09-05-220	9 mm	5VA	220 VAC

PV830-00

PISTOKE 30

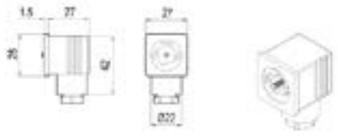

Tuotenro.	Tyyppi	Jännite
PV830-00-00-000	STD	Max 250V
PV830-00-01-024	LED+VDR	24V
PV830-00-01-110	LED+VDR	110V
PV830-00-01-220	LED+VDR	220V

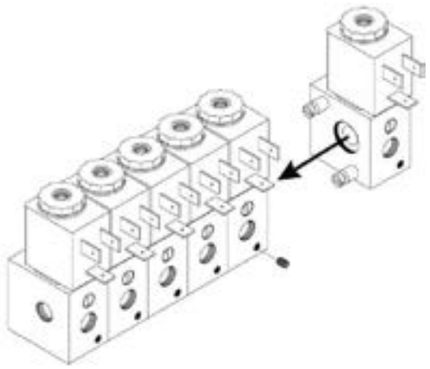

OMINAISUUDET

Väliaine:	Paineilma, öljyllä tai ilman
Painealue:	0...10bar
Lämpötila:	-10°C ... +60°C
Runko:	Alumiini
Nimellishalkaisija:	1,5mm
Nimellisvirtaus:	50 Nl/min
Tiiviste:	NBR

1/8” - 3/2

KÄYNNISTYSVENTTIILI

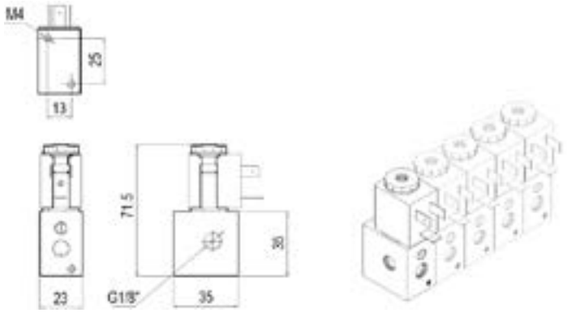

Tuotenro.	Kuvaus	Kaavio
PV0518-50-3200	HV05-1 1/8 SOC 3/2 NC M	
PV0518-50-3210	HV05-1 1/8 SOC 3/2 NO M	

1/8” - 3/2

MODUULIVENTTIILI

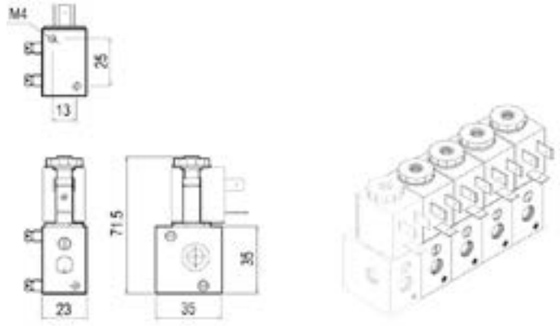

Tuotenro.	Kuvaus	Kaavio
PV0519-50-3200	HV05-2 1/8 SOC 3/2 NC M	
PV0519-50-3210	HV05-2 1/8 SOC 3/2 NO M	

PV822-09

KELA 22

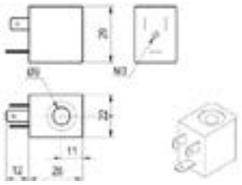

Tuotenro.	Ø	Virta	Jännite
PV822-09-04-012	9mm	4.2 W	12 VDC
PV822-09-03-024	9mm	3 W	24 VDC
PV822-09-05-025	9mm	5 VA	24 VAC
PV822-09-05-110	9mm	5 VA	110 VAC
PV822-09-05-220	9mm	5 VA	220 VAC

PV822-00

PISTOKE 22

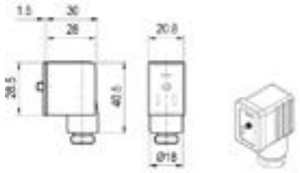

Tuotenro.	Tyyppi	Jännite
PV822-00-00-000	STD	Max 250V
PV822-00-01-024	LED + VDR	24V
PV822-00-01-110	LED + VDR	110V
PV822-00-01-220	LED + VDR	220V

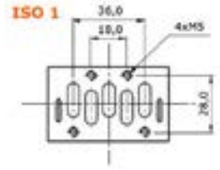

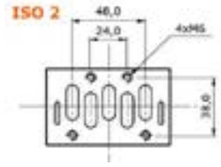

OMINAISUUDET

Väliaine:	Paineilma, öljyllä tai ilman
Painealue:	2,5...10bar
Lämpötila:	-10°C ... +60°C
Runko:	Alumiini
Nimellishalkaisija:	ISO 1: 7,5mm / ISO 2: 9mm
Nimellisvirtaus:	I SO 1- 1100Nl/min / ISO 2- 2700Nl/min
Tiiviste:	NBR

ISO 1

PAINEILMAOHJATTU VENTTIILI
ISO 5599/1

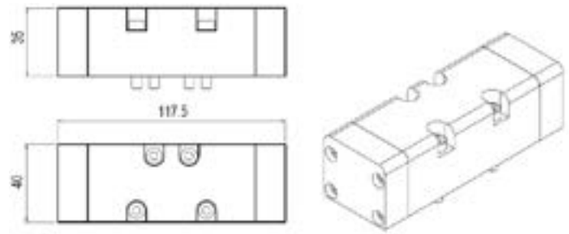

Tuotenro.	Kuvaus	Kaavio
PV1451-60-5220	HV14 ISO1 PNC 5/2 OO M	
PV1451-60-5221	HV14 ISO1 PNC 5/2 OO B	
PV1451-60-5330	HV14 ISO1 PNC 5/3 CC M	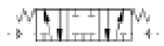
PV1451-60-5340	HV14 ISO1 PNC 5/3 OC M	
PV1451-60-5350	HV14 ISO1 PNC 5/3 PC M	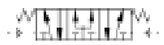

ISO 2

PAINEILMAOHJATTU VENTTIILI
ISO 5599/1

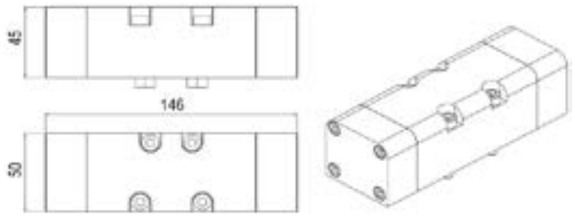

Tuotenro.	Kuvaus	Kaavio
PV1452-60-5220	HV14 ISO2 PNC 5/2 OO M	
PV1452-60-5221	HV14 ISO2 PNC 5/2 OO B	
PV1452-60-5330	HV14 ISO2 PNC 5/3 CC M	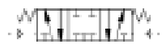
PV1452-60-5340	HV14 ISO2 PNC 5/3 OC M	
PV1452-60-5350	HV14 ISO2 PNC 5/3 PC M	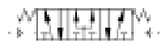

ISO 1

SOLENOIDIVENTTIILI
SÄHKÖ/JOUSI
ISO 5599/1

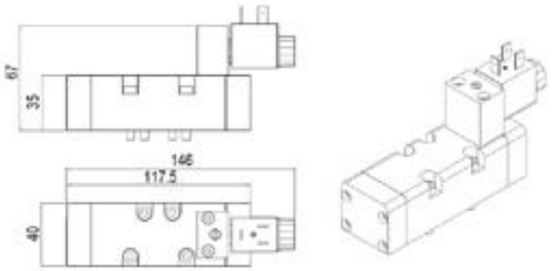

Tuotenro.	Kuvaus	Kaavio
PV1451-50-5220	HV14 ISO1 SOC 5/2 OO M	

ISO 2

SOLENOIDIVENTTIILI
SÄHKÖ/JOUSI
ISO 5599/1

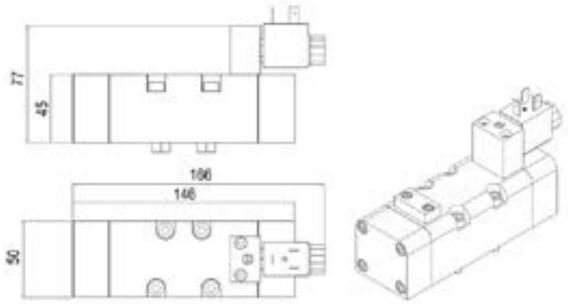

Tuotenro.	Kuvaus	Kaavio
PV1452-50-5220	HV14 ISO2 SOC 5/2 OO M	

ISO 1

SOLENOIDIVENTTIILI
SÄHKÖ/SÄHKÖ
ISO 5599/1

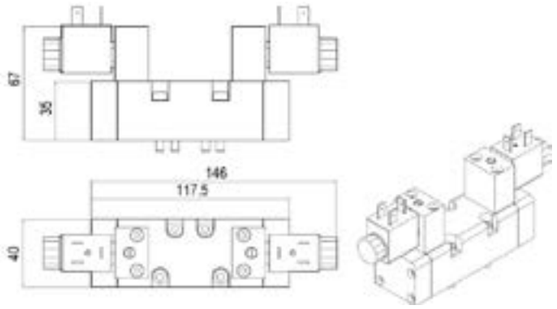

Tuotenro.	Kuvaus	Kaavio
PV1451-50-5221	HV14 ISO1 SOC 5/2 OO B	
PV1451-50-5330	HV14 ISO1 SOC 5/3 CC M	
PV1451-50-5340	HV14 ISO1 SOC 5/3 OC M	
PV1451-50-5350	HV14 ISO1 SOC 5/3 PC M	

ISO 2

SOLENOIDIVENTTIILI
SÄHKÖ/SÄHKÖ
ISO 5599/1

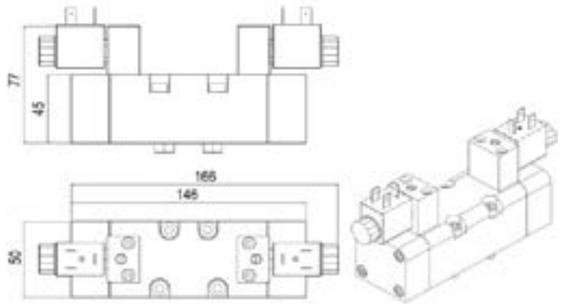

Tuotenro.	Kuvaus	Kaavio
PV1452-50-5221	HV14 ISO2 SOC 5/2 OO B	
PV1452-50-5330	HV14 ISO1 SOC 5/3 CC M	
PV1452-50-5340	HV14 ISO1 SOC 5/3 OC M	
PV1452-50-5350	HV14 ISO1 SOC 5/3 PC M	

PV1451-9400

KIINNITYSLEVY
ISO 1

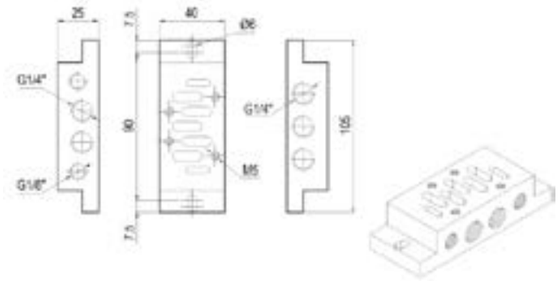

PV1452-9400

KIINNITYSLEVY
ISO 2

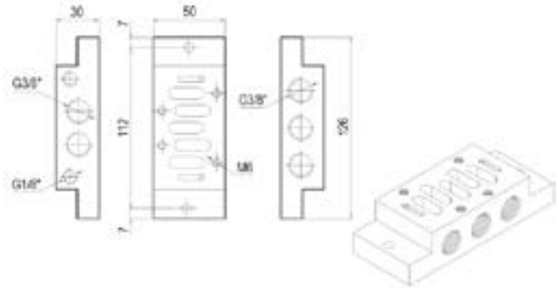

PV822-09

KELA 22

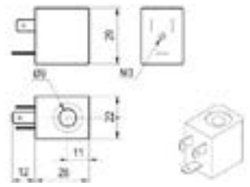

Tuotenro.	Ø	Virta	Jännite
PV822-09-04-012	9mm	4.2 W	12 VDC
PV822-09-03-024	9mm	3 W	24 VDC
PV822-09-05-025	9mm	5 VA	24 VAC
PV822-09-05-110	9mm	5 VA	110 VAC
PV822-09-05-220	9mm	5 VA	220 VAC

PV822-00

PISTOKE 22

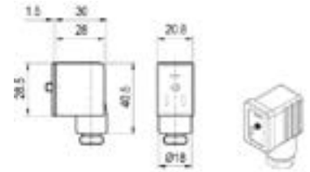

Tuotenro.	Tyyppi	Jännite
PV822-00-00-000	STD	Max 250V
PV822-00-01-024	LED + VDR	24V
PV822-00-01-110	LED + VDR	110V
PV822-00-01-220	LED + VDR	220V

PV830-09

KELA 30

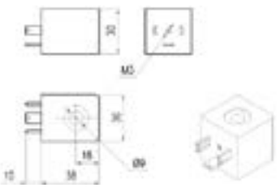

Tuotenro.	Ø	Virta	Jännite
PV830-09-02-024	9 mm	2 W	24 VDC
PV830-09-05-025	9 mm	5VA	24 VAC
PV830-09-05-110	9 mm	5VA	110 VAC
PV830-09-05-220	9 mm	5VA	220 VAC

PV830-00

PISTOKE 30

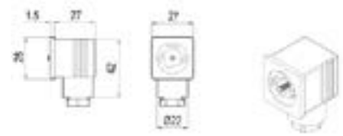

Tuotenro.	Tyyppi	Jännite
PV830-00-00-000	STD	Max 250V
PV830-00-01-024	LED+VDR	24V
PV830-00-01-110	LED+VDR	110V
PV830-00-01-220	LED+VDR	220V

OMINAISUUDET

Väliaine:	Paineilma, öljyllä tai ilman
Painealue:	0...10bar
Lämpötila:	-10°C ... +50°C
Runko:	Alumiini + muovi
Nimellishalkaisija:	7,5mm
Nimellisvirtaus:	1100Nl/min
[6bar, ΔP 1bar]	

NAMUR-LIITÄNNÄLLÄ

PAINEILMAOHJATTU VENTTIILI

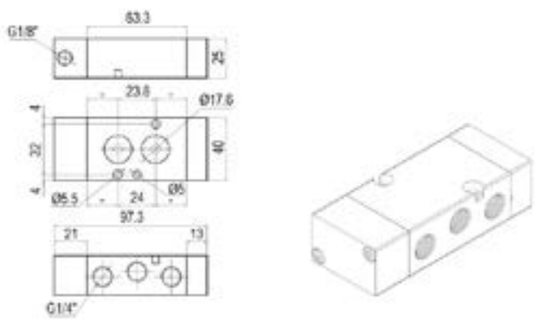

Tuotenro.	Kuvaus	Kaavio
PV1504-60-3200	HV15 1/4 PNC 3/2 NC M	
PV1504-60-5220	HV15 1/4 PNC 5/2 OO M	

NAMUR-LIITÄNNÄLLÄ

PAINEILMAOHJATTU VENTTIILI

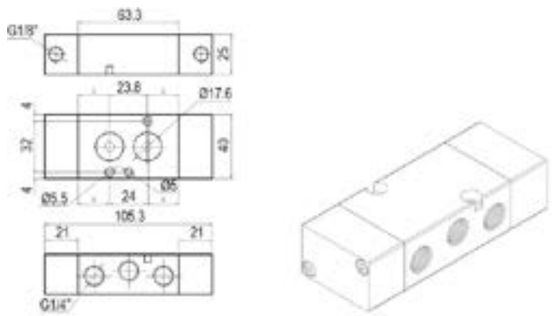

Tuotenro.	Kuvaus	Kaavio
PV1504-60-3221	HV15 1/4 PNC 3/2 OO B	
PV1504-60-5221	HV15 1/4 PNC 5/2 OO B	

NAMUR-LIITÄNNÄLLÄ

SOLENOIDIVENTTIILI

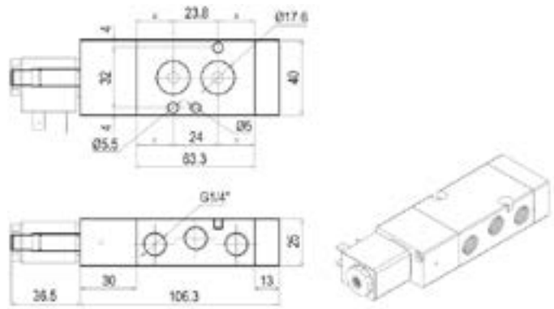

Tuotenro.	Kuvaus	Kaavio
PV1504-50-3200	HV10 1/4 SOC 3/2 NC M	
PV1504-50-5220	HV10 1/4 SOC 5/2 OO M	

NAMUR-LIITÄNNÄLLÄ

SOLENOIDIVENTTIILI

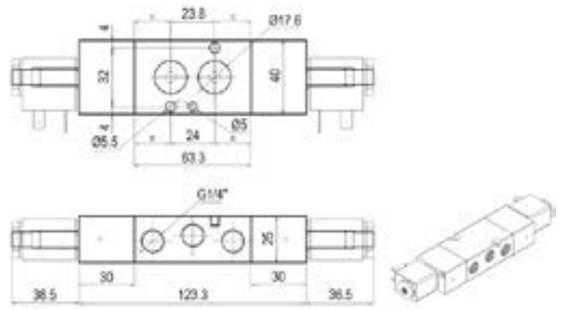

Tuotenro.	Kuvaus	Kaavio
PV1504-50-3221	HV10 1/4 SOC 3/2 OO B	
PV1504-50-5221	HV10 1/4 SOC 5/2 OO B	

PV822-09

KELA 22

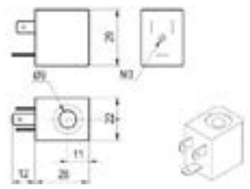

Tuotenro.	Ø	Virta	Jännite
PV822-09-04-012	9mm	4.2 W	12 VDC
PV822-09-03-024	9mm	3 W	24 VDC
PV822-09-05-025	9mm	5 VA	24 VAC
PV822-09-05-110	9mm	5 VA	110 VAC
PV822-09-05-220	9mm	5 VA	220 VAC

PV822-00

PISTOKE 22

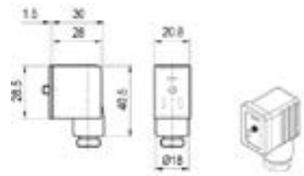

Tuotenro.	Tyyppi	Jännite
PV822-00-00-000	STD	Max 250V
PV822-00-01-024	LED + VDR	24V
PV822-00-01-110	LED + VDR	110V
PV822-00-01-220	LED + VDR	220V

ACL 106

2/2 NC
MIN 0 BAR
MAX 80 BAR



Tuotenro.	Kierre	Aukon Ø	Paine-ero	Tiiviste	Lämpötilaväli
PV07-106-BB35	G 1/4” F	3,5mm	DC=8 bar AC=10 bar	NBR	-10˚c..+90˚c
PV07-106-BV35	G 1/4” F	3,5mm	DC=8 bar AC=10 bar	Viton®	-10˚c..+130˚c
PV07-106-DB35	G 1/2” F	3,5mm	DC=8 bar AC=10 bar	NBR	-10˚c..+90˚c
PV07-106-DV35	G 1/2” F	3,5mm	DC=8 bar AC=10 bar	Viton®	-10˚c..+130˚c
PV07-106-DW52	G 1/2” F	3,5mm	DC=1,8 bar AC=4 bar	PTFE	-10˚c..+160˚c

Kela	Kuvaus
PF9000-00-01	
PF9000-00-02	74
PF9000-00-04	72
PF9000-00-06	88

ACL 107

2/2 NC
MIN 0,15 BAR
MAX 25 BAR

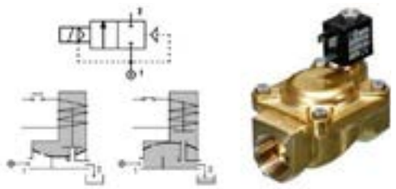

Tuotenro.	Kierre	Aukon Ø	Paine-ero	Tiiviste	Lämpötilaväli
PV07-107-BB10	G 1/4” F	10,0 mm	DC=15 bar AC=15 bar	NBR	-10˚c..+90˚c
PV07-107-BV10	G 1/4” F	10,0 mm	DC=15 bar AC=15 bar	Viton®	-10˚c..+130˚c
PV07-107-DB12	G 1/2” F	12,0 mm	DC=15 bar AC=15 bar	NBR	-10˚c..+90˚c
PV07-107-DV12	G 1/2” F	12,0 mm	DC=15 bar AC=15 bar	Viton®	-10˚c..+130˚c
PV07-107-EB18	G 3/4” F	18,0 mm	DC=13 bar AC=13 bar	NBR	-10˚c..+90˚c
PV07-107-EV18	G 3/4” F	18,0 mm	DC=13 bar AC=13 bar	Viton®	-10˚c..+130˚c
PV07-107-FB25	G 1” F	24,0 mm	DC=10 bar AC=10 bar	NBR	-10˚c..+90˚c
PV07-107-GB30	G 11/4” F	30,0 mm	DC=10 bar AC=10 bar	NBR	-10˚c..+90˚c
PV07-107-HB37	G 11/2” F	37,0 mm	DC=10 bar AC=10 bar	NBR	-10˚c..+90˚c
PV07-107-IB50	G 2” F	50,0 mm	DC=10 bar AC=10 bar	NBR	-10˚c..+90˚c

Kela	Kuvaus
PV822-10-07-012	22 D=10mm 12VDC 6,5W
PV822-10-07-024	22 D=10mm 24VDC 6,5W
PV822-10-07-025	22 D=10mm 24VDC 8VA
PV822-10-08-220	22 D=10mm 230VAC 8VA

Kela	Kuvaus
PV830-13-10-012	30 D=13mm 12VDC-10W
PV830-13-10-024	30 D=13mm 24VDC-10W
PV830-13-16-025	30 D=13mm 24VAC-16VA
PV830-13-15-220	30 D=13mm 120VAC-15VA

ACL 206

2/2 NO
MIN 0 BAR
MAX 50 BAR

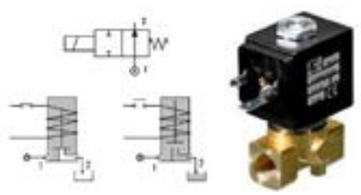

Tuotenro.	Kierre	Aukon Ø	Paine-ero	Tiiviste	Lämpötilaväli
PV07-206-BV35	G 1/4” F	3,5 mm	DC=4 bar AC=7 bar	Viton®	-10˚c..+130˚c
PV07-206-DV35	G 1/2” F	3,5 mm	DC=4 bar AC=7 bar	Viton®	-10˚c..+130˚c

Kela	Kuvaus
PV830-13-10-012	30 D=13mm 12VDC-10W
PV830-13-10-024	30 D=13mm 24VDC-10W
PV830-13-16-025	30 D=13mm 12VAC-16VA
PV830-13-15-220	30 D=13mm 220VAC-15VA

ACL 207

2/2 NO
MIN 0,15 BAR
MAX 25 BAR

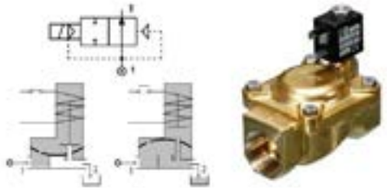

Tuotenro.	Kierre	Aukon Ø	Paine-ero	Tiiviste	Lämpötilaväli
PV07-207-BB10	G 1/4” F	10,0mm	DC=15 bar AC=15 bar	NBR	-10˚c..+90˚c
PV07-207-BV10	G 1/4” F	10,0mm	DC=15 bar AC=15 bar	Viton®	-10˚c..+130˚c
PV07-207-DB12	G 1/2” F	12,0mm	DC=15 bar AC=15 bar	NBR	-10˚c..+90˚c
PV07-207-DV12	G 1/2” F	12,0mm	DC=15 bar AC=15 bar	Viton®	-10˚c..+130˚c
PV07-207-FB25	G 1” F	24,0mm	DC=10 bar AC=10 bar	NBR	-10˚c..+90˚c
PV07-207-FV25	G 1” F	24,0mm	DC=10 bar AC=10 bar	Viton®	-10˚c..+130˚c

Kela	Kuvaus
PV822-10-07-012	22 D=10mm 12VDC 6,5W
PV822-10-07-024	22 D=10mm 24VDC 6,5W
PV822-10-07-025	22 D=10mm 24VDC 8VA
PV822-10-08-220	22 D=10mm 230VAC 8VA

Kela	Kuvaus
PV830-13-10-012	30 D=13mm 12VDC -10W
PV830-13-10-024	30 D=13mm 24VDC -10W
PV830-13-16-025	30 D=13mm 24VAC -16VA
PV830-13-15-220	30 D=13mm 220VAC -15VA

PV60-0000

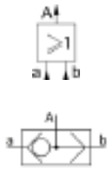

LOGIIKKAVENTTIILI
2...10 BAR
-10˚c..+60˚c

Tuotenro.	Tyyppi	Virtaus(6 bar)	Kierre
PV60-0000-02-02	HV60-OR	400Nl/min	G 1/8”
PV60-0000-04-04	HV60-OR	1300Nl/min	G 1/4”

PV61-0002

PIKAPOISTO-VENTTIILI
1...10 BAR
-10˚c..+70˚c

Tuotenro.	Tyyppi	Kierre
PV61-0002-01-01	HV61	M5 F
PV61-0002-02-02	HV61	G 1/8” F
PV61-0002-04-04	HV61	G 1/4” F
PV61-0002-06-06	HV61	G 3/8” F
PV61-0002-08-08	HV61	G 1/2” F

PV62-0002

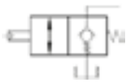

PYSÄYTYSVENTTIILI
1...10 BAR
-10˚c..+70˚c

Tuotenro.	Tyyppi	Kierre
PV62-0002-02-02	HV62	G 1/8” F
PV62-0002-04-04	HV62	G 1/4” F
PV62-0002-06-06	HV62	G 3/8” F
PV62-0002-08-08	HV62	G 1/2” F

PV63-0002

LIUKUVENTTIILI
0,3...10 BAR
-10˚c..+70˚c

Tuotenro.	Tyyppi	Kierre
PV63-0000-02-02	HV63	G 1/8” F
PV63-0000-04-04	HV63	G 1/4” F
PV63-0000-06-06	HV63	G 3/8” F
PV63-0000-08-08	HV63	G 1/2” F

PV65-0000

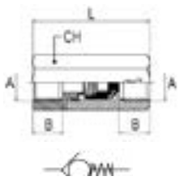

TAKAISKUVENTTIILI
0,02...10 BAR
-15˚c..+150˚c

Tuotenro.	B	L	CH	Tiiviste	Kierre
PV65-0000-02-02	8,5	35,5	13	FKM	G 1/8” F
PV65-0000-04-04	11	43	17	FKM	G 1/4” F
PV65-0000-06-06	12	58	24	FKM	G 3/8” F
PV65-0000-08-08	15	63	24	FKM	G 1/2” F

PV65-0201

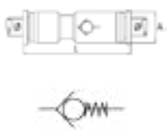

TAKAISKUVENTTIILI
0,2...10 BAR
0˚c..+60˚c

Tuotenro.	A	L	Kierre
PV65-0201-04-04	11	44	4 mm
PV65-0201-06-06	13	46	6 mm
PV65-0201-08-08	14,5	51	8 mm
PV65-0201-10-10	18	62	10 mm

PV51-0000

VIRTAUKSENSÄÄDIN SYLINTERILLE
0...10 BAR
-10˚c..+70˚c

Tuotenro.	Tyyppi	Putken-Ø	Kierre
PV51-0000-04-01	HV51-C	4 mm	M 5
PV51-0000-04-02	HV51-C	4 mm	G 1/8”
PV51-0000-06-01	HV51-C	6 mm	M 5
PV51-0000-06-02	HV51-C	6 mm	G 1/8”
PV51-0000-06-04	HV51-C	6 mm	G 1/4”
PV51-0000-08-02	HV51-C	8 mm	G 1/8”
PV51-0000-08-04	HV51-C	8 mm	G 1/4”
PV51-0000-10-04	HV51-C	10 mm	G 1/4”

PV51-0100

VIRTAUKSENSÄÄDIN VENTTIILILLE
0...10 BAR
-10˚c..+70˚c

Tuotenro.	Tyyppi	Putken-Ø	Kierre
PV51-0100-06-02	HV51-V	6 mm	G 1/8”
PV51-0100-06-04	HV51-V	6 mm	G 1/4”
PV51-0100-08-02	HV51-V	8 mm	G 1/8”
PV51-0100-08-04	HV51-V	8 mm	G 1/4”
PV51-0100-10-04	HV51-V	10 mm	G 1/4”

PV52-0001

VIRTAUKSENSÄÄDIN SYLINTERILLE
0...10 BAR
-10˚c..+70˚c

Tuotenro.	Tyyppi	Kierre 1	Kierre 2
PV52-0001-02-02	HV52-C	G 1/8” M	G 1/8” F
PV52-0001-04-04	HV52-C	G 1/4” M	G 1/4” F
PV52-0001-06-06	HV52-C	G 3/8” M	G 3/8” F
PV52-0001-08-08	HV52-C	G 1/2” M	G 1/2” F

PV53-0003

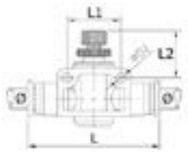

YKSISUUNTAINEN VIRTAUKSENSÄÄDIN
0...10 BAR
-5˚c..+60˚c

Tuotenro.	Tyyppi	L	L1	L2	D2	Putken-Ø
PV53-0003-04-04	HV53-U	40,5	14	16	3,2	4 mm
PV53-0003-06-06	HV53-U	48,7	20	25,5	4,3	6 mm
PV53-0003-08-08	HV53-U	54,4	22	25,5	4,3	8 mm
PV53-0003-10-10	HV53-U	64,3	26	29,5	4,3	10 mm

PV54-0002

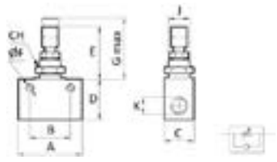

YKSISUUNTAINEN VIRTAUKSENSÄÄDIN
2...10 BAR
-10˚c..+80˚c

Tuotenro.	A	B	C	D	E	ØF	Virtaus	Kierre K
PV54-0002-01-01	25	18	12	20	23	4,5	130 Nl/min	M 5
PV54-0002-02-02	35	24	15	22	24	4,5	450 Nl/min	G 1/8”
PV54-0002-04-04	40	24	20	30	26	4,5	600 Nl/min	G 1/4”
PV54-0002-06-06	45	30	22	35	31	6	1100 Nl/min	G 3/8”
PV54-0002-08-08	57	30	27	40	31	6	1400 Nl/min	G 1/2”

*(6 bar)

PV54-0202

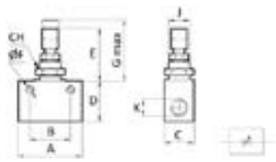

KAKSISUUNTAINEN VIRTAUKSENSÄÄDIN
2...10 BAR
-10˚c..+80˚c

Tuotenro.	A	B	C	D	E	ØF	Virtaus	Kierre K
PV54-0202-01-01	25	18	12	20	23	4,5	60 Nl/min	M 5
PV54-0202-02-02	35	24	15	22	24	4,5	210 Nl/min	G 1/8”
PV54-0202-04-04	40	24	20	30	26	4,5	300 Nl/min	G 1/4”
PV54-0202-06-06	45	30	22	35	31	6	500 Nl/min	G 3/8”
PV54-0202-08-08	57	30	24	40	31	6	500 Nl/min	G 1/2”

*(6 bar)

PV700210-48

PAINEKYTKIN ⩽48V
MAX 0,5A
1...10 BAR
-10°c..+60°c

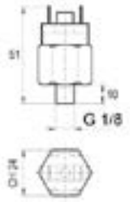

Tuotenro.	Toi-minto	Toleranssi	Kalvon materiaali	Kierre
PV00210-048-0	NO	0,5 bar	NBR	R 1/8" M
PV700210-048-1	NV	0,5 bar	NBR	R 1/8" M

PV720210-250

PAINEKYTKIN ⩽220V
MAX 3,0A
1...12 BAR
-10°c..+60°c

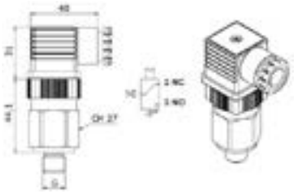

Tuotenro.	Toiminto	Toleranssi	Kalvon materiaali	Kierre G
PV700210-250-2	NC/NO	0,5 bar	FKM	R 1/8" M

PV700210-0485

LIITIN ⩽48V

PV74

YLIPAINEVENTTIILI
FKM -20°c..+200°c
NBR -10°c..+90°c

Tuotenro.	Kantama	Kalvon materiaali	Kierre
PV74-0107-04	1 - 6,5 bar	FKM	G 1/4" M
PV74-0318-04	3-12 bar	NBR	R 1/4" M
PV74-0318-06	3-12 bar	NBR	R 3/8" M
PV74-0318-08	3-12 bar	FKM	R 1/2" M

PV700210-0486

KORKKI ⩽48V

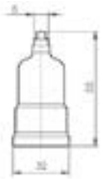

PAINEILMAN KÄSITTELY

HYDROSCAND

PU 0 s. 77

PU 1 s. 78

PU 2 s. 83

PU020

SÄÄDIN MINI
MAX 15 BAR
-10˚c..+50˚c

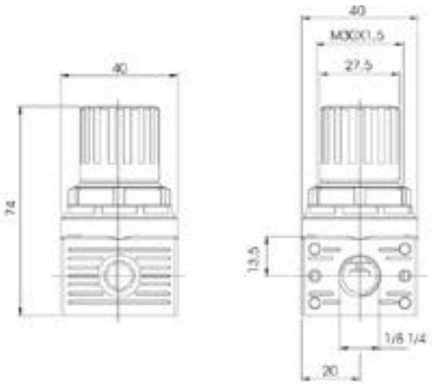

Tuotenro.	Virtaus	Kantama	Kierre
PU020-02-00-020	600 Nl/min	0-2 bar	G 1/8” F
PU020-02-00-040	600 Nl/min	0-4 bar	G 1/8” F
PU020-02-00-080	600 Nl/min	0-8 bsr	G 1/8” F
PU020-04-00-020	600 Nl/min	0-2 bar	G 1/4” F
PU020-04-00-040	600 Nl/min	0-4 bar	G 1/4” F
PU020-04-00-080	600 Nl/min	0-8 bar	G 1/4” F

*6bar, ΔP 1bar

PU120

SÄÄDIN MINI, VEDELLE
MAX 15 BAR
-10˚c..+50˚c

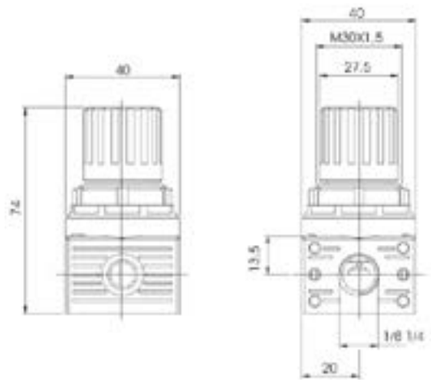

Tuotenro.	Kantama	Kierre
PU120-02-00-020	0-2bar	G 1/8” F
PU120-02-00-040	0-4bar	G 1/8” F
PU120-02-00-080	0-8 bar	G 1/8” F
PU120-04-00-020	0-2 bar	G 1/4” F
PU120-04-00-040	0-4 bar	G 1/4” F
PU120-04-00-080	0-8 bar	G 1/4” F

PU801

SEINÄKIINNIKE

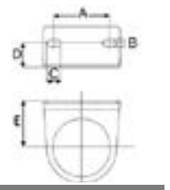

Tuotenro.	A	B	C	D	E	Koko
PU801-00-00	28	5,5	10	15	29	1/8”-1/4”

8365

PAINEMITTARI

Tuotenro.	Ø	Kantama	Kierre
8365-40-03	40 mm	0-2,5 bar	R 1/8” M
8365-40-04	40 mm	0-4,0 bar	R 1/8” M
8365-40-06	40 mm	0-6,0 bar	R 1/8” M
8365-40-10	40 mm	0-10 bar	R 1/8” M
8365-40-12	40 mm	0-12 bar	R 1/8” M

ILMANKÄSITTELY

Ohjeet

1. Sopivat väliaineet: paineilma, tai muu myrkytön ja palamaton kaasumainen väliaine.
2. Käytä aina FIL-REG-LUB-yhdistelmää kyseisessä järjestyksessä.
3. Tyhjennä FRL-järjestelmä paineesta ennen määräaikaishuoltoa.
4. Asenna järjestelmä mahdollisimman lähelle käyttöpaikkaa.
5. Säätöalue: 0–12 bar.
6. Suurin tulopaine: 15 bar, 1,5 MPa, 218 psi, 1500 kPa.
7. Asenna U1 sarjan tuotteet aina nuolen suuntaisesti, joka osoittaa ilmavirran suunnan.
8. Vältä asentamasta U1-sarjan tuotteita paikoille, jotka ovat alttiita iskuille, tärinälle tai muulle rasitukselle.
9. Parhaan tuloksen saamiseksi suosittelemme putken kokoa vastaavaa U1-sarjaa.
10. Käyttölämpötila 10 bar, 1 MPa, 145 psi, 1000 KPa: 50 ˚ C / 122 ˚ F.
11. Voiteluaine on täytettävä ennen järjestelmän paineistamista.
12. Suositellut voiteluaineet: ISO ja UNI FD 22, es: Spinesso 22 (Esso), Tellusoil (Shell), Mobil DTE 22 (Mobil), Phydrusoil 22 (IP), Energol HLP 22 (BP).
13. Älä käytä puhdistusöljyä, jarruöljyä tai liuottimia.
14. Parhaan voitelutuloksen saavuttamiseksi aseta tiputusnopeus noin 1 tippaan 300-600 NL: n verran säätönupilla.
15. Sekä säätimessä että suodattimen säätimessä painesäätimen on oltava ylöspäin.

Koontiohje

Ohjeet

Paineen säätö
Säädä paine vetämällä nuppia ylöspäin. Kun paine on säädetty, paina nuppia alaspäin.

Manuaalinen / puoliautomaattinen vedenpoisto. Manuaalinen / puoliautomaattinen vedenpoisto on yleensä avoimessa asennossa ts. se tyhjentää veden automaattisesti, kun kulhon sisällä ei ole painetta. Nuppia painettaessa on mahdollista päästää vesi jopa silloin, kun järjestelmä on paineistettu. Kääntämällä nuppia vastapäivään venttiili sulkeutuu. Automaattinen lauhteen poisto toimii koholla, joka tyhjentää veden, kun se saavuttaa ennalta ohjelmoidun tason. Järjestelmän paineella ei ole merkitystä.

Öljyn lisääminen säiliöön
Avaa tulppa ja lisää öljy.

Voitelun säätäminen. Kun voitelulaitetta käytetään ensimmäistä kertaa, avaa ruuvi kokonaan (viite 32), odota kunnes öljy alkaa täyttyä kulhoon ja säädä määrä niin, että tiputusnopeudeksi tulee suunnilleen 1 tippa / 300- 600 Nl / min.

PU011

SUODIN
MAX 15 BAR
-10˚c..+50˚c

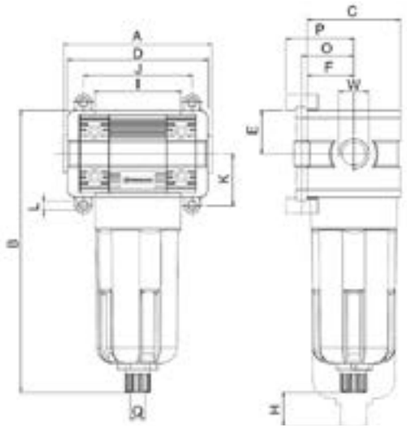

Tuotenro.	Virtaus *	S/M A	Suodatus	Kierre W
PU011-04-05-001	1900 Nl/min	S/M	5	G 1/4”F
PU011-04-20-001	1900 Nl/min	S/M	20	G 1/4”F
PU011-06-05-001	3750 Nl/min	S/M	5	G 3/8”F
PU011-06-20-001	3750 Nl/min	S/M	20	G 3/8”F
PU011-08-05-001	3750 Nl/min	S/M	5	G 1/2”F
PU011-08-20-001	3750 Nl/min	S/M	20	G 1/2”F
PU011-08-20-002	3750 Nl/min	A	20	G 1/2”F
PU011-12-20-001	6250 Nl/min	S/M	20	G 3/4”F
PU011-12-20-002	6250 Nl/min	A	20	G 3/4”F
PU011-16-20-001	6250 Nl/min	S/M	20	G 1”F
PU011-16-20-002	6250 Nl/min	A	20	G 1”F

*6bar, ΔP 1bar

W	A	B	C	D	E	F	H	I	J	K	L	O	P	Q
1/4”	76	146	45	72	21	23	39	43	54	26	M4	26	33	1/8
3/8”	89	179	59	89	28	29	48	55	69	33	M5	32	39	1/8
1/2”	89	179	59	89	28	29	48	55	69	33	M5	32	39	1/8
3/4”	106	198	70	100	33	35	50	65	79	38	M6	39	45	1/8
1”	106	198	70	100	33	35	50	65	79	38	M6	39	45	1/8

S/M - Puoliautomaattinen tyhjennys
A - Automaatinen tyhjennys

PU061

SUODIN
MAX 15 BAR
-10˚c..+50˚c

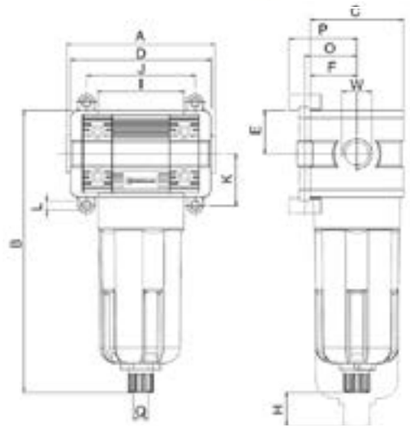

Tuotenro.	Virtaus *	S/M A	Suodatus	Kierre W
PU061-04-01-001	700 Nl/min	S/M	0,01 µm	G 1/4”F
PU061-06-01-001	725 Nl/min	S/M	0,01 µm	G 3/8”F
PU061-08-01-001	725 Nl/min	S/M	0,01 µm	G 1/2”F
PU061-12-01-001	920 Nl/min	S/M	0,01 µm	G 3/4”F
PU061-16-01-001	920 Nl/min	S/M	0,01 µm	G 1”F

*6bar, ΔP 1bar

W	A	B	C	D	E	F	H	I	J	K	L	O	P	Q
1/4”	76	146	45	72	21	23	39	43	54	26	M4	26	33	1/8
3/8”	89	179	59	89	28	29	48	55	69	33	M5	32	39	1/8
1/2”	89	179	59	89	28	29	48	55	69	33	M5	32	39	1/8
3/4”	106	198	70	100	33	35	50	65	79	38	M6	39	45	1/8
1”	106	198	70	100	33	35	50	65	79	38	M6	39	45	1/8

S/M - Puoliautomaattinen tyhjennys
sisään tuleva ilma = 5 um

PU021

SÄÄDIN
MAX 15 BAR
-10˚c..+50˚c

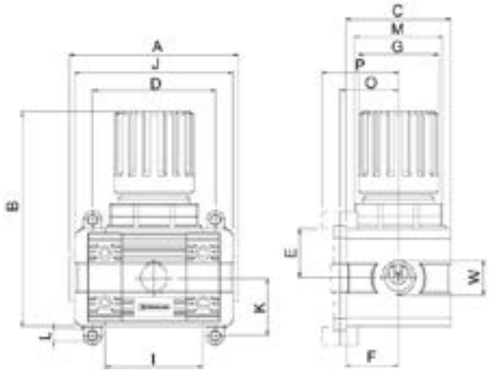

Tuotenro.	Virtaus *	Kantama	Kierre W
PU021-04-00-040	2050 Nl/min	0-4 bar	G 1/4” F
PU021-04-00-080	2050 Nl/min	0-8 bar	G 1/4” F
PU021-04-00-120	2050 Nl/min	0-12 bar	G 1/4” F
PU021-06-00-120	3200 Nl/min	0-12 bar	G 3/8” F
PU021-08-00-040	3200 Nl/min	0-4 bar	G 1/2” F
PU021-08-00-080	3200 Nl/min	0-8 bar	G 1/2” F
PU021-08-00-120	3200 Nl/min	0-12 bar	G 1/2” F
PU021-12-00-120	6200 Nl/min	0-12 bar	G 3/4” F
PU021-16-00-120	6200 Nl/min	0-12 bar	G 1” F

*6bar, ΔP 1bar

W	A	B	C	D	E	F	G	I	J	K	L	O	P	M
1/4”	76	97	45	72	21	23	36	49	54	26	M4	26	33	M32
3/8”	89	121	59	89	28	29	45	55	69	33	M5	32	39	M40
1/2”	89	121	59	89	28	29	45	55	69	33	M5	32	39	M40
3/4”	106	141	70	100	33	35	51	65	79	38	M5	39	45	M47
1”	106	141	70	100	33	35	51	65	79	38	M6	39	45	M47

PU031

SUODIN-SÄÄDIN
20 UM
MAX 15 BAR
-10˚c..+50˚c

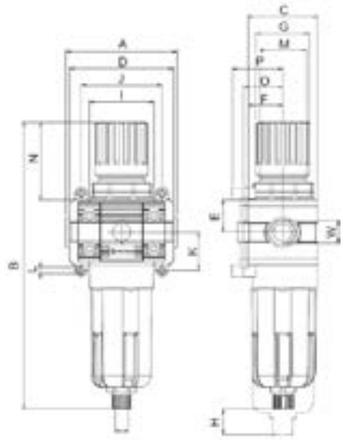

Tuotenro.	Virtaus *	S/M A	Kantama	Kierre W
PU031-04-20-081	1650 Nl/min	S/M	0-8 bar	G 1/4”
PU031-04-20-121	1650 Nl/min	S/M	0-12 bar	G 1/4”
PU031-06-20-121	3000 Nl/min	S/M	0-12 bar	G 3/8”
PU031-08-20-081	3000 Nl/min	S/M	0-8 bar	G 1/2”
PU031-08-20-121	3000 Nl/min	S/M	0-12 bar	G 1/2”
PU031-08-20-122	3000 Nl/min	A	0-12 bar	G 1/2”
PU031-12-20-121	4500 Nl/min	S/M	0-12 bar	G 3/4”
PU031-16-20-121	4500 Nl/min	S/M	0-12 bar	G 1”
PU031-16-20-122	4500 Nl/min	A	0-12 bar	G 1”

*6bar, ΔP 1bar

W	A	B	C	D	E	F	G	H	I	J	K	L	M	N	O	P
1/4”	76	198	45	72	21	23	36	39	43	54	26	M4	M32	52	26	33
3/8”	89	245	59	89	28	29	45	48	55	69	33	M5	M40	66	32	39
1/2”	89	245	59	89	28	29	45	48	55	69	33	M5	M40	66	32	39
3/4”	106	273	70	100	33	35	51	50	65	79	38	M6	M47	76	39	45
1”	106	273	70	100	33	35	51	50	65	79	38	M6	M47	76	39	45

S/M - Puoliautomaattinen tyhjennys
A - Automaatinen tyhjennys

PU041

VOITELULAITE
MAX 15 BAR
-10˚c..+50˚c

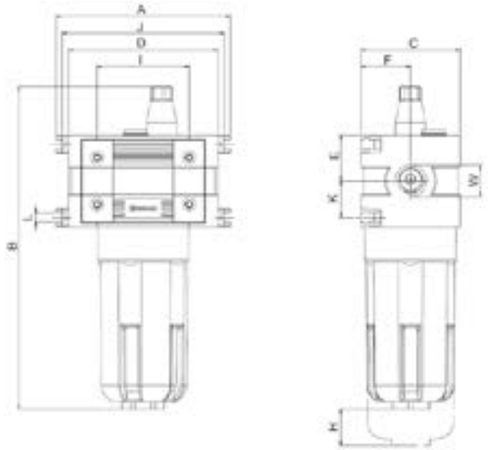

Tuotenro.	Virtaus *	Kierre W
PU041-04-00-000	2600 Nl/min	G 1/4” F
PU041-06-00-000	5600 Nl/min	G 3/8” F
PU041-08-00-000	5600 Nl/min	G 1/2” F
PU041-12-00-000	8600 Nl/min	G 3/4” F
PU041-16-00-000	8600 Nl/min	G 1 “F

*6bar, ΔP 1bar

W	A	B	C	D	E	F	H	I	J	K	L	M	O	P
1/4”	76	162	45	72	21	23	39	43	49	26	M4	29	26	33
3/8”	89	195	59	89	28	29	48	55	69	33	M5	29	32	39
1/2”	89	195	59	89	28	29	48	55	69	33	M5	29	32	39
3/4”	106	214	70	100	33	35	50	65	79	38	M6	29	39	45
1”	106	214	70	100	33	35	50	65	79	38	M6	29	39	45

PU081

PEHMOKÄYNNISTYS-
VENTTIILI
MAX 15 BAR
-10˚c..+50˚c

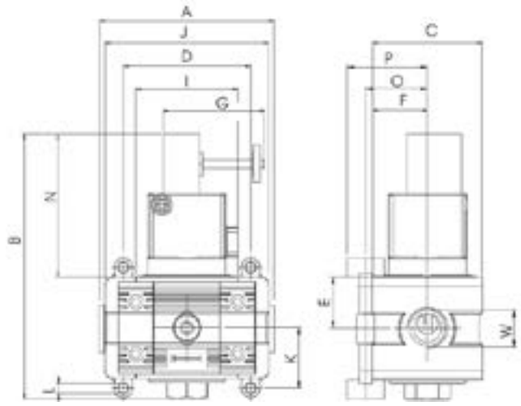

Tuotenro.	Virtaus *	Kierre W
PU081-08-72-000	3000 Nl/min	G 1/2” F
PU081-12-72-000	5200 Nl/min	G 3/4” F
PU081-16-72-000	5200 Nl/min	G 1 “F

*6bar, ΔP 1bar

W	A	B	C	D	E	F	G	I	J	K	L	M	N	O	P
1/2”	89	142	59	89	28	29	56	55	69	33	M5	1/4	77	32	39
3/4”	106	132	70	100	33	35	56	65	79	38	M6	3/8	77	39	45
1”	106	132	70	100	33	35	56	65	79	38	M6	3/8	77	39	45

S/M - Puoliautomaattinen tyhjennys
A - Automaatinen tyhjennys

PU051

MANUAALINEN PYSÄYTYSVENTTIILI
MAX 15 BAR
-10˚c..+50˚c

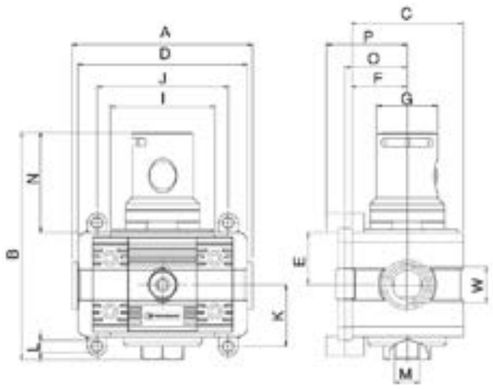

Tuotenro.	Virtaus *	Kierre W
PU051-04-70-000	1850 Nl/min	G 1/4” F
PU051-06-70-000	3000 Nl/min	G 3/8” F
PU051-08-70-000	3000 Nl/min	G 1/2” F
PU051-12-70-000	5200 Nl/min	G 3/4” F
PU051-16-70-000	5200 Nl/min	G 1” F

*6bar, ΔP 1bar

W	A	B	C	D	E	F	G	I	J	K	L	M	N	O	P
1/4”	76	106	45	72	21	23	32	43	54	26	M4	1/8	53	26	33
3/8”	89	120	59	89	28	29	32	55	69	33	M5	1/4	53	32	39
1/2”	89	120	59	89	28	29	32	55	69	33	M5	1/4	53	32	39
3/4”	100	132	70	106	33	35	32	65	79	38	M6	3/8	53	39	45
1”	100	135	70	111	33	35	32	65	79	38	M6	3/8	53	39	45

PU051

SOLENOIDIOHJATTU PYSÄYTYSVENTTIILI
MAX 15 BAR
-10˚c..+50˚c

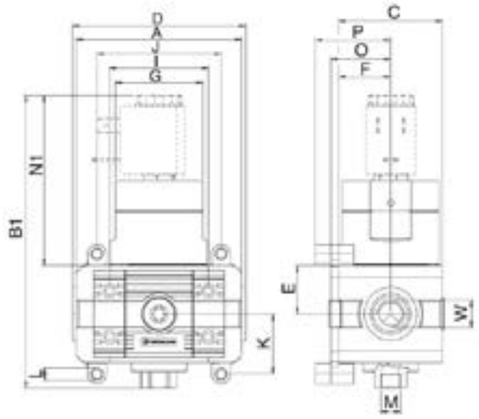

Tuotenro.	Virtaus *	Kierre W
PU051-04-72-000	1850 Nl/min	G 1/4” F
PU051-06-72-000	3000 Nl/min	G 3/8” F
PU051-08-72-000	3000 Nl/min	G 1/2” F
PU051-12-72-000	5200 Nl/min	G 3/4” F
PU051-16-72-000	5200 Nl/min	G 1” F

*6bar, ΔP 1bar

W	A	B1	C	D	E	F	G	I	J	K	L	M	N1	O	P
1/4”	76	127	45	72	21	23	38	43	54	26	M4	1/8	74	26	33
3/8”	89	138	59	88	28	29	38	55	69	33	M5	1/4	70	32	39
1/2”	89	138	59	89	28	29	38	55	69	33	M5	1/4	70	32	39
3/4”	106	145	70	100	33	35	38	65	79	38	M6	3/8	66	39	45
1”	106	145	70	100	33	35	38	65	79	38	M6	3/8	66	39	45

PU101

JAKOTUKKI

Tuotenro.	Kierre	Koko
PU101-00-04	2x G 1/4”F	1/4”
PU101-00-08	2x G 1/4”F	3/8” - 1/2”
PU101-00-12	2x G 3/8”F	3/4” - 1”

PU321

SUODATINMALJA

Tuotenro.	S/M A	Koko
PU321-04-01	S/M	1/4”
PU321-08-01	S/M	3/8” - 1/2”
PU321-12-01	S/M	3/4” - 1”

PU301

SUODATINPATRUUNA

Tuotenro.	Koko	Filtteri
PU301-04-05	1/4”	5 µm
PU301-04-20	1/4”	20 µm
PU301-08-05	1/2”	5 µm
PU301-08-20	1/2”	20 µm
PU301-16-05	1”	5 µm
PU301-16-20	1”	20 µm

PU80

SEINÄKIINNIKE

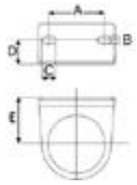

Tuotenro.	A	B	C	D	E	Koko
PU801-00-00	28	5,5	10	15	29	1/4”
PU802-00-00	40	5,5	10	18	35	3/8” - 1/2”
PU803-00-00	50	5,5	10	20	39	3/4” - 1”

EE59-00-0060

PNEUMATIIKKAÖLJY

Tuotenro.
EE59-00-0060

8365

PAINEMITTARI

Tuotenro.	Ø	Kantama	Kierre
8365-40-03	40 mm	0-2,5 bar	R 1/8” M
8365-40-04	40 mm	0-4,0 bar	R 1/8” M
8365-40-06	40 mm	0-6,0 bar	R 1/8” M
8365-40-10	40 mm	0-10 bar	R 1/8” M
8365-40-12	40 mm	0-12 bar	R 1/8” M
8365-50-004	50 mm	0-4,0 bar	R 1/8” M
8365-50-010	50 mm	0-10 bar	R 1/8” M
8365-50-012	50 mm	0-12 bar	R 1/8” M

Ohjeet

1. Sopivat väliaineet: paineilma, tai muu myrkytön ja palamaton kaasumainen väliaine.
2. Käytä aina FIL-REG-LUB-yhdistelmää kyseisessä järjestyksessä.
3. Tyhjennä FRL-järjestelmä paineesta ennen määräaikaishuoltoa.
4. Asenna järjestelmä mahdollisimman lähelle käyttöpaikkaa.
5. Säätöalue: 0–12 bar.
6. Suurin tulopaine: 18 bar, 1,8 MPa, 261 psi, 1800 kPa.
7. Asenna U2 sarjan tuotteet aina nuolen suuntaisesti, joka osoittaa ilmavirran suunnan.
8. Vältä asentamasta U2-sarjan tuotteita paikoille, jotka ovat alttiita iskuille, tärinälle tai muulle rasitukselle.
9. Parhaan tuloksen saamiseksi suosittelemme putken kokoa vastaavaa U2-sarjaa.
10. Käyttölämpötila 10 bar, 1 MPa, 145 psi, 1000 KPa: 50 ˚ C / 122 ˚ F.
11. Voiteluaine on täytettävä ennen järjestelmän paineistamista.
12. Suositellut voiteluaineet: ISO ja UNI FD 22, es: Spinesso 22 (Esso), Tellusoil (Shell), Mobil DTE 22 (Mobil), Phydrusoil 22 (IP), Energol HLP 22 (BP).
13. Älä käytä puhdistusöljyä, jarruöljyä tai liuottimia.
14. Parhaan voitelutuloksen saavuttamiseksi aseta tiputusnopeus noin 1 tippaan 300-600 NL: n verran säätönupilla.
15. Sekä säätimessä että suodattimen säätimessä painesäätimen on oltava ylöspäin.

Koontiohje

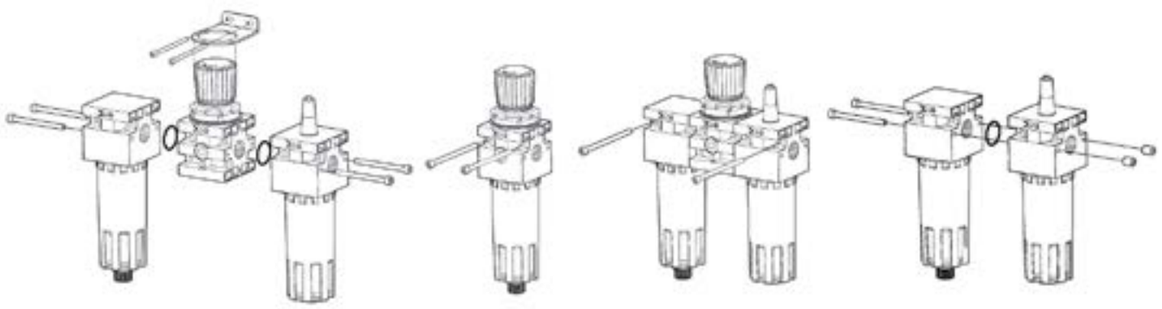

Ohjeet

Säädä paine vetämällä nuppia ylöspäin ja kiertämällä vastapäivään tai kellonsuuntaan.

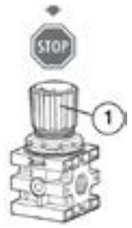

Kun paine on säädetty, paina nuppi alas.

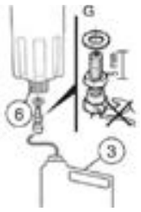

Asenna letkuliitäntä vedenpoistoruuvin (6) (kierre 1/8) ja keräysastian (3) väliin.

Tyhjennysruuvilla kolme asentoa.

Asento A, tyhjennysruuvi on auki.

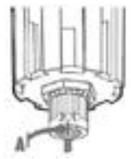

Asento B, puoliautomaattinen toiminta (perusasetus). Tyhjennysventtiili paineen alaisena = suljettu. tyhjennysventtiili paineistettu = auki.

Asento C, suljettu.

Voitelun säätäminen. Kun voitelulaitetta käytetään ensimmäistä kertaa, avaa ruuvi kokonaan (viite 32), odota kunnes öljy alkaa täyttyä kulhoon ja säädä määrä niin, että tiputusnopeudeksi tulee suunnilleen 1 tippa / 300- 600 Nl / min.

Suodatinelementin puhdistamiseksi tai vaihtamiseksi avaa sentrifugointiyksikkö. Kulho voidaan avata erikoisavaimella CH 24.

HUOMAUTUS: Älä koskaan avaa kulhoja tai muita osia, jos järjestelmässä on painetta!

Öljyn lisääminen säiliöön.

HUOMAUTUS: Älä koskaan avaa kulhoja tai muita osia, jos järjestelmässä on painetta.

PU012

SUODIN
MAX 18 BAR
-10˚c..+50˚c

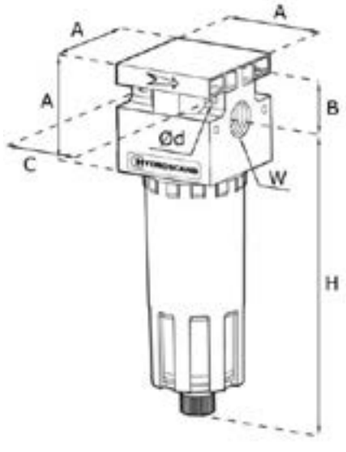

Tuotenro.	Virtaus *	S/M A	Suodatus	Kierre W
PU12-04-20-001	1750 Nl/min	S/M	20 µm	G 1/4” F
PU12-04-20-002	1750 Nl/min	A	20 µm	G 1/4” F
PU12-08-20-001	4300 Nl/min	S/M	20 µm	G 1/2” F
PU12-08-20-002	4300 Nl/min	A	20 µm	G 1/2” F
PU12-16-20-001	11000 Nl/min	S/M	20 µm	G 1” F
PU12-16-20-002	11000 Nl/min	A	20 µm	G 1” F

*6bar, ΔP 1bar

W	A	B	C	Ød	H
1/4”	42	21	32	4,8	120
1/2”	60	30	46	4,8	155
1”	80	40	66	6,2	195

S/M - Puoliautomaattinen tyhjennys
A - Automaatinen tyhjennys

PU022

SÄÄDIN
MAX 18 BAR
-10˚c..+50˚c

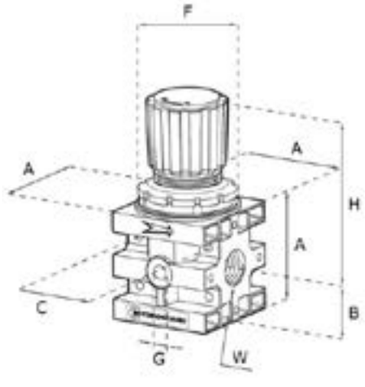

Tuotenro.	Virtaus *	Säätöalue	Kierre W
PU022-04-00-120	850 Nl/min	0-12 bar	G 1/4” F
PU022-08-00-120	2600 Nl/min	0-12 bar	G 1/2” F
PU022-16-00-120	4600 Nl/min	0-12 bar	G 1” F

*6bar, ΔP 1bar

W	A	B	C	D	E	F
1,4”	42	21	32	M30x1,5	G1/8	64
1/2”	60	30	46	M38x2,0	G1/8	90
1”	80	40	66	M55x2,0	G1/4	124

PU032

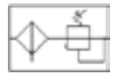

SUODIN-SÄÄDIN
MAX 18 BAR
-10˚c..+50˚c

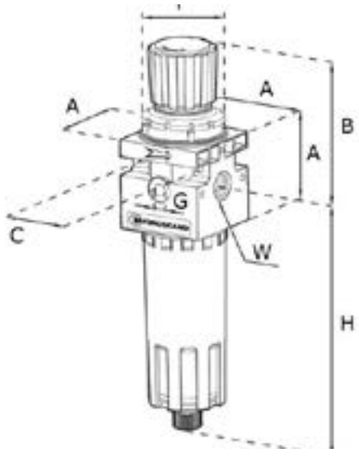

Tuotenro.	Virtaus *	S/M A	Säätöalue	Kierre W
PU032-04-20-121	850 Nl/min	S/M	0-12bar	G 1/4”
PU032-04-20-122	850 Nl/min	A	0-12bar	G 1/4”
PU032-08-20-121	2600 Nl/min	S/M	0-12bar	G 1/2”
PU032-08-20-122	2600 Nl/min	A	0-12bar	G 1/2”
PU032-16-20-121	4600 Nl/min	S/M	0-12bar	G 1”
PU032-16-20-122	4600 Nl/min	A	0-12bar	G 1”

*6bar, ΔP 1bar

W	A	B	C	f	H
1/4”	42	64	32	M30x1,5	120
1/2”	60	90	46	M38x2,0	155
1”	80	124	66	M55x2,0	195

S/M - Puoliautomaattinen tyhjennys
A - Automaatinen tyhjennys

PU042

VOITELULAITE
MAX 18 BAR
-10˚c..+50˚c

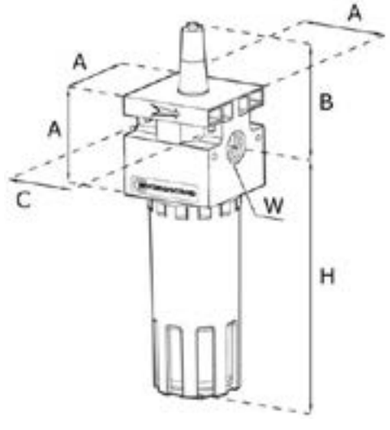

Tuotenro.	Virtaus *	Kierre W
PU042-04-00-000	1700 Nl/min	G 1/4” F
PU042-08-00-000	4500 Nl/min	G 1/2” F
PU042-16-00-000	16000 Nl/min	G 1” F

*6bar, ΔP 1bar

W	A	B	C	H
1/4”	42	50	32	105
1/2”	60	60	46	137
1”	80	85	66	185

PU102

JAKOTUKKI

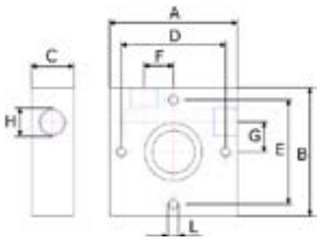

Tuotenro.	A	B	C	D	E	F	G	H	L	Koko
PU102-00-04	42	42	15	34	34	8,5	8,5	1/8	M4	1/4”
PU102-00-08	60	60	20	49	49	14	14	1/4	M5	1/2”
PU102-00-12	80	80	30	64	64	16	16	1/2	M6	1”

PU322

SUODATINMALJA

Tuotenro.	S/M A	Koko
PU322-04-01	S/M	1/4”
PU32208-01	S/M	3/8”-1/2”
PU322-12-01	S/M	3/4”-1”

PU800

SEINÄKIINNIKE

Tuotenro.	A	B	C	D	E	Koko
PU801-00-00	28	5,5	10	15	29	1/4”
PU802-00-00	40	5,5	10	18	35	3/8”-1/2”
PU803-00-00	50	5,5	10	20	39	3/4”-1”

PU302

SUODATINELEMENTTI

Tuotenro.	Koko	Filteröinti
PU302-04-05	1/4”	5 µm
PU302-04-20	1/4”	20 µm
PU302-08-05	1/2”	5 µm
PU302-08-20	1/2”	20 µm
PU302-16-05	1”	5 µm
PU302-16-20	1”	20 µm

EE59-00-0060

PNEUMATIIKKAÖLJY

Tuotenro.
EE59-00-0060

8365

PAINEMITTARI

Tuotenro.	Ø	Kantama	Kierre
8365-40-03	40 mm	0-2,5 bar	R 1/8” M
8365-40-04	40 mm	0-4,0 bar	R 1/8” M
8365-40-06	40 mm	0-6,0 bar	R 1/8” M
8365-40-10	40 mm	0-10 bar	R 1/8” M
8365-40-12	40 mm	0-12 bar	R 1/8” M
8365-50-004	50 mm	0-4,0 bar	R 1/8” M
8365-50-010	50 mm	0-10 bar	R 1/8” M
8365-50-012	50 mm	0-12 bar	R 1/8” M

SYLINTERIT

HYDROSCAND

INFO s. 93

PCA ISO 6432 s. 95

PCC s. 103

PCP s. 108

PCH ISO 21287 s. 118

PCE ISO 15552 Ø32-125 s. 123

PCF ISO 15552 Ø160-250 s. 127

ISO 15552 SYLINTERIN KIINNIKKET s. 129

OMINAISUUDET

Hydroscand paineilmasylinterit on suunniteltu toimimaan ilman paineilman mukana olevaa voiteluöljyä. Komponentit ovat normaalisti kestovoideltuja, joka varmistaa oikeanlaisen toiminnan.

Jos on välttämätöntä käyttää voiteluainetta ilman seassa, on tärkeää, että virtaus on tasainen. Muuten lisätty öljy poistaa aiemmin lisätyn öljyn sylinterin sisältä.

Ilman kulutus työntö/veto NL/cm per isku / toimintapaine / 20 °C lämpötilassa
Voimat työntö/veto daN toimintapaineessa. 1 daN = 1,01971621297793 kgf (kilovoima)

Ø Sylinteri	Ø Varsi		cm2	1 bar	2 bar	3 bar	4 bar	5 bar	6 bar	7 bar	8 bar	9 bar	10 bar
12	6	työntö	1,13	0,0023	0,0034	0,0045	0,0057	0,0068	0,0079	0,0090	0,0102	0,0113	0,0124
		veto	1,00	0,0016	0,0025	0,0033	0,0042	0,0050	0,0059	0,0067	0,0076	0,0084	0,0093
16	6	työntö	2,01	0,0040	0,0060	0,0080	0,0100	0,0121	0,0141	0,0160	0,0181	0,0202	0,0221
		veto	1,73	0,0035	0,0052	0,0069	0,0086	0,0104	0,0121	0,0137	0,0156	0,0173	0,0190
20	8	työntö	3,14	0,0063	0,0094	0,0126	0,0157	0,0188	0,0220	0,0251	0,0283	0,0314	0,0346
		veto	2,64	0,0053	0,0079	0,0106	0,0132	0,0158	0,0185	0,0211	0,0238	0,0264	0,0290
25	10	työntö	4,91	0,0098	0,0147	0,0196	0,0245	0,0295	0,0344	0,0393	0,0442	0,0491	0,0540
		veto	3,78	0,0076	0,0113	0,0151	0,0189	0,0227	0,0264	0,0302	0,0340	0,0378	0,0415
32	12	työntö	8,04	0,016	0,024	0,032	0,040	0,048	0,056	0,064	0,072	0,080	0,088
		veto	6,91	0,014	0,021	0,028	0,035	0,042	0,049	0,058	0,063	0,070	0,076
40	16	työntö	12,57	0,025	0,038	0,050	0,063	0,075	0,088	0,101	0,113	0,126	0,138
		veto	10,56	0,021	0,032	0,042	0,053	0,063	0,074	0,084	0,095	0,106	0,116
50	20	työntö	19,63	0,039	0,059	0,079	0,098	0,118	0,137	0,157	0,177	0,196	0,216
		veto	16,49	0,033	0,049	0,066	0,082	0,099	0,115	0,132	0,148	0,165	0,181
63	20	työntö	31,17	0,062	0,094	0,125	0,156	0,187	0,218	0,249	0,281	0,312	0,343
		veto	28,03	0,056	0,084	0,112	0,140	0,168	0,196	0,224	0,252	0,280	0,308
80	25	työntö	50,24	0,101	0,151	0,201	0,25	0,302	0,352	0,402	0,452	0,503	0,553
		veto	45,36	0,091	0,136	0,181	0,227	0,272	0,317	0,363	0,408	0,454	0,499
100	25	työntö	78,54	0,157	0,236	0,314	0,393	0,471	0,550	0,628	0,707	0,785	0,864
		veto	70,50	0,147	0,221	0,295	0,368	0,442	0,515	0,589	0,663	0,736	0,810
125	32	työntö	122,72	0,245	0,368	0,490	0,613	0,736	0,859	0,981	1,104	1,226	1,349
		veto	114,68	0,229	0,344	0,459	0,573	0,688	0,803	0,917	1,032	1,147	1,262
160	40	työntö	201,06	0,402	0,603	0,804	1,005	1,206	1,407	1,608	1,809	2,010	2,211
		veto	188,50	0,377	0,565	0,754	0,942	1,130	1,319	1,508	1,696	1,884	2,673
200	40	työntö	314,16	0,628	0,942	1,257	1,571	1,885	2,199	2,513	2,827	3,145	3,456
		veto	301,59	0,603	0,905	1,206	1,508	1,810	2,111	2,413	2,714	3,016	3,318

Voimat työntö/veto daN toimintapaineessa. 1 daN = 1,01971621297793 kgf (kilovoima)

Ø Sylinteri	Ø Varsi		cm2	1 bar	2 bar	3 bar	4 bar	5 bar	6 bar	7 bar	8 bar	9 bar	10 bar
8	4	työntö	0,50	0,5	1,0	1,5	2,0	2,5	3,0	3,5	4,0	4,5	5,0
		veto	0,28	0,4	0,8	1,1	1,5	1,9	2,3	2,6	3,0	3,4	3,8
10	4	työntö	0,79	0,8	1,6	2,4	3,1	3,9	4,7	5,5	6,3	7,1	7,9
		veto	0,66	0,7	1,3	2,0	2,6	3,3	4,0	4,6	5,3	5,9	6,6
12	6	työntö	1,13	1,1	2,7	3,4	4,5	5,7	6,8	7,9	9,0	10,2	11,3
		veto	0,85	0,8	1,7	2,5	3,4	4,2	5,1	5,9	6,8	7,6	8,5
16	6	työntö	2,01	2,0	4,0	6,0	8,0	10,1	12,1	14,1	16,1	18,1	20,1
		veto	1,73	1,7	3,5	5,2	6,9	8,6	10,4	12,1	13,8	15,6	17,3
20	8	työntö	3,14	3,1	6,3	9,4	12,6	15,7	18,8	22,0	25,1	28,3	31,4
		veto	2,64	2,6	5,3	7,9	10,6	13,2	15,8	18,5	21,1	23,8	26,4
25	10	työntö	4,91	4,9	9,8	14,7	19,6	24,5	29,5	34,4	39,3	44,2	49,1
		veto	4,12	4,1	8,2	12,4	16,5	20,6	24,7	28,9	33,0	37,1	41,2
32	12	työntö	8,04	8,0	16,1	24,1	32,2	40,2	48,3	56,3	64,3	72,4	80,4
		veto	6,91	6,9	13,8	20,7	27,6	34,6	41,5	48,4	55,3	62,2	69,1
40	16	työntö	12,57	12,6	25,1	37,7	50,3	62,8	75,4	88,0	100,5	113,1	125,7
		veto	10,56	10,6	21,1	31,7	42,2	52,8	63,3	73,9	84,4	95,0	105,6
50	20	työntö	19,63	19,6	39,3	58,9	78,5	98,2	117,8	137,4	157,1	176,7	196,3
		veto	16,49	16,5	33,0	49,5	66,0	82,5	99,0	115,5	131,9	148,4	164,9
63	20	työntö	31,17	31,2	62,3	93,5	124,7	155,9	187,0	218,2	249,4	280,6	311,7
		veto	28,03	28,0	56,1	84,1	112,1	140,2	168,2	196,2	224,2	252,3	280,3
80	25	työntö	50,24	50,3	100,5	150,8	201,1	251,3	301,6	351,9	402,1	452,4	502,7
		veto	45,36	45,4	90,7	136,1	181,4	226,8	272,1	317,5	362,9	408,2	453,6
100	25	työntö	78,54	78,5	157,1	235,6	314,2	392,7	471,2	549,8	628,3	706,9	785,4
		veto	73,63	73,6	147,3	220,9	294,5	368,2	441,8	515,4	589,0	662,7	736,3
125	32	työntö	122,72	122,7	245,4	368,2	490,9	613,6	736,3	859,0	981,7	1104,5	1227,2
		veto	114,68	114,7	229,4	344,0	458,7	573,4	688,1	802,7	917,4	1032,1	1146,8
160	40	työntö	201,06	2,01,1	402,1	603,2	804,2	1005,3	1206,4	1407,4	1608,5	1809,66	2010,6
		veto	188,50	188,5	377,0	565,5	754,0	942,5	1131,0	1319,5	1508,0	1696,5	1885,0
200	40	työntö	314,16	314,2	628,3	942,5	1256,6	1570,8	1552,0	2199,1	2513,3	2827,4	3141,6
		veto	301,59	301,6	603,2	904,8	1206,4	1508,0	1809,6	2111,1	2412,7	2714,3	3015,9

OMINAISUUDET

Maksimipaine:	**10bar**
Lämpötila:	-20°C ... +80°C
Tiivisteet:	PU
Sylinterivarsi:	AISI 303
Sylinteriputki:	AISI 304

TILAUSKOODI

TYYPPI	VERSIO	SYLINTERIN-Ø	ISKUN PITUUS
PCA	10	0025	0050

Ø8
Ø10
Ø12
Ø16
Ø20
Ø25

STANDARDI ISKUN PITUUS [MM]

Kaksitoiminen	Vaimennuksella	Yksitoiminen
Ø8 10-25-50-80-100-125		**Ø8** 10-25-50
Ø10 10-25-50-80-100-125		**Ø10** 10-25-50
Ø12 10-25-50-80-100-125-160-200		**Ø12** 10-25-50
Ø16 10-25-50-80-100-125-160-200-250	**Ø16** 10-25-50-80-100-125-160-200-250	**Ø16** 10-25-50
Ø20 10-25-50-80-100-125-160-200-250	**Ø20** 10-25-50-80-100-125-160-200-250	**Ø20** 10-25-50
Ø25 10-25-50-80-100-125-160-200-250	**Ø25** 10-25-50-80-100-125-160-200-250	**Ø25** 10-25-50

VERSIO

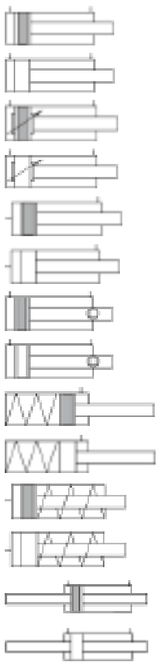

10	Kaksitoiminen, magneetilla
00	Kaksitoiminen, ilman magneettia
12	Kaksitoiminen, magneetilla, vaimennuksella
02	Kaksitoiminen, ilman magneettia, vaimennuksella
11	Kaksitoiminen, magneetilla, ilmansyöttöakselin suuntaisesti
01	Kaksitoiminen, ilman magneettia, ilmansyöttöakselin suuntaisesti
13	Kaksitoiminen, magneetilla, pyörimätön varsi
03	Kaksitoiminen, ilman magneettia, pyörimätön varsi
25	Yksitoiminen, magneetilla, takajousella
24	Yksitoiminen, ilman magneettia, takajousella
23	Yksitoiminen, magneetilla, etujousella
21	Yksitoiminen, ilman magneettia, etujousella
33	Kaksitoiminen, magneetilla, läpikulkevalla varrella
30	Kaksitoiminen, ilman magneetilla, läpikulkevalla varrella

PCA-10
PCA-00

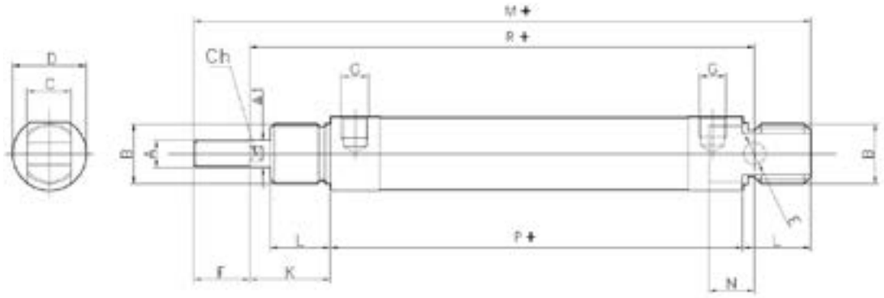

+ = ISKUN PITUUS

Ø	A	A1	B	C	D	E	F	G	K	L	M	N	P	R	CH
8	M4	4	M12X1,25	8	16	4	12	M5	16	12	86	6	46	64	-
10	M4	4	M12x1,25	8	16	4	12	M5	16	12	86	6	46	64	-
12	M6	6	M16x1,5	12	19	6	16	M5	22	18	106	9	48	75	5
16	M6	6	M16x1,5	12	19	6	16	M5	22	18	109	9	53	82	5
20	M8	8	M22x1,5	16	27	8	20	G1/8”	24	20	131	12	67	95	7
25	M10x1,25	10	M22x1,5	16	30	8	22	G1/8”	28	22	140	12	68	104	9

PCA-12
PCA-02

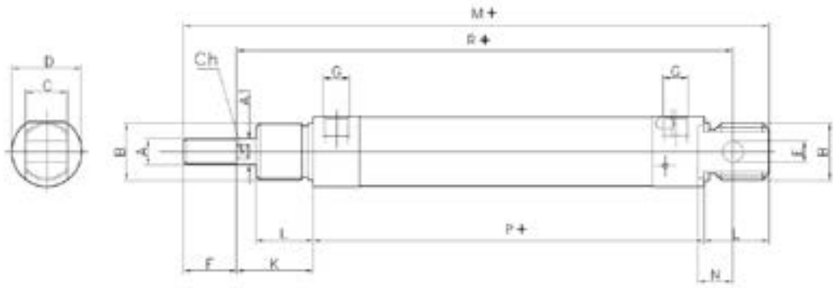

+ = ISKUN PITUUS

Ø	A	A1	B	C	D	E	F	G	K	L	M	N	P	R	CH
16	M6	6	M16x1,5	12	21	6	16	M5	22	17	109	9	55	82	5
20	M8	8	M22x1,5	16	27	8	20	G1/8”	24	20	131	12	67	95	7
25	M22x1,5	10	M22x1,5	16	30	8	22	G1/8”	28	22	140	12	68	104	9

PCA-11
PCA-01

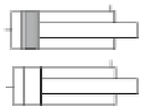

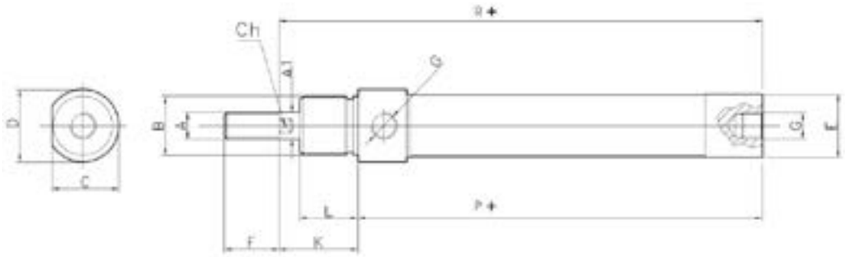

+ = ISKUN PITUUS

Ø	A	A1	B	C	D	E	F	G	K	P	R	CH
16	M6	6	M16x1,5	18	19	17,2	16	M5	22	52	74	5
20	M8	8	M22x1,5	25,5	27	22,2	20	G1/8”	24	65	89	7
25	M10x1,25	10	M22x1,5	28,5	30	27	22	G1/8”	28	66	94	9

PCA-13
PCA-03

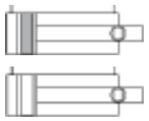

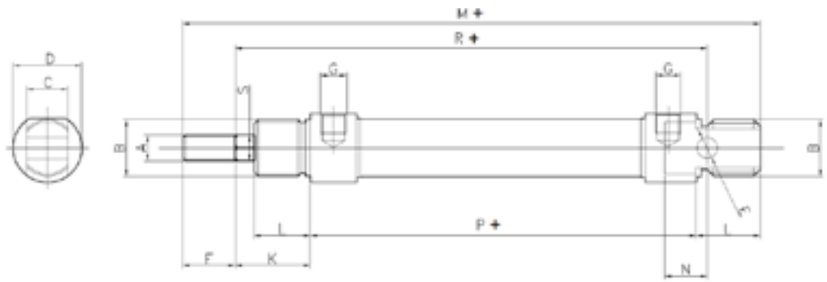

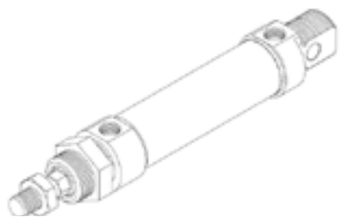

+ = ISKUN PITUUS

Ø	A	B	C	D	E	F	G	K	L	M	N	P	R	S
16	M6	M16x1,5	12	19	6	16	M5	22	18	109	9	55	82	6
20	M8	M22x1,5	16	27	8	20	G1/8”	24	20	131	12	67	95	8
25	M10x1,5	M22x1,5	16	30	8	22	G1/8”	28	22	140	12	68	104	10

PCA-25
PCA-24

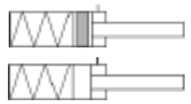

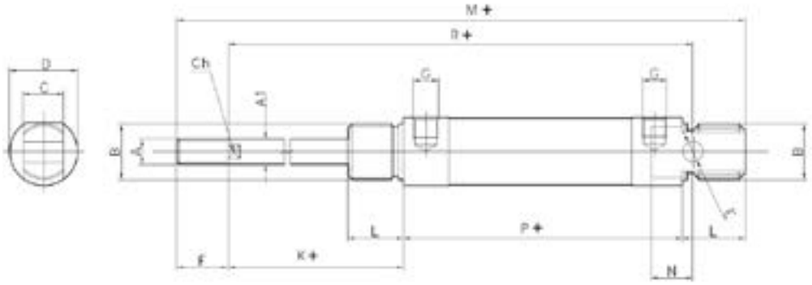

+ = ISKUN PITUUS

Ø	A	A1	B	C	D	E	F	G	K	L	M	N	P	R	CH
8	M4	4	M12x1,25	8	16	4	12	M5	16	12	104	6	64	82	-
10	M4	4	M12x1,25	8	16	4	12	M5	16	12	111,5	6	71,5	89,5	-
12	M6	6	M16x1,5	12	19	6	16	M5	22	18	126,5	9	70,5	97,5	5
16	M6	6	M16x1,5	12	19	6	16	M5	22	18	138	9	82	111	5
20	M8	8	M22x1,5	16	27	8	20	G1/8”	24	20	162,5	12	98,5	126,5	7
25	M10x1,25	10	M22x1,5	16	30	8	22	G1/8”	28	22	171,5	12	99,5	135,5	9

PCA-23
PCA-21

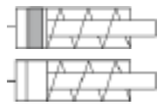

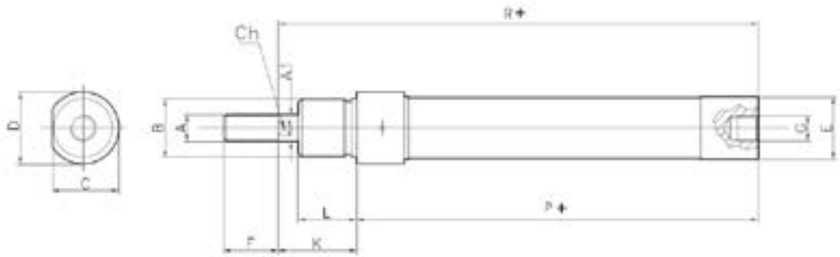

+ = ISKUN PITUUS

Ø	A	A1	B	C	D	F	G	K	L	P	R	CH
16	M6	6	M16x1,5	18	19	16	M5	22	18	52	74	5
20	M8	8	M22x1,5	25,5	27	20	G1/8”	24	20	65	89	7
25	M10x1,25	10	M22x1,5	28,5	30	22	G1/8”	28	22	66	94	9

PCA-33
PCA-30

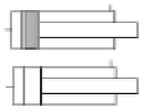

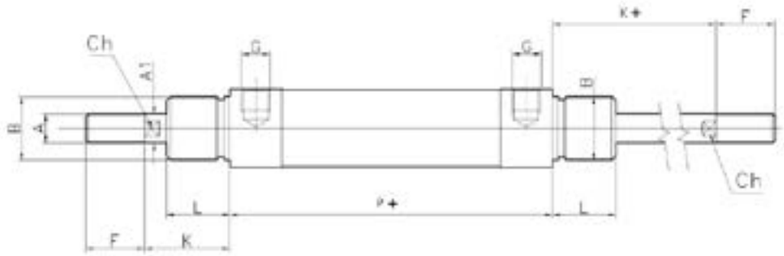

+ = ISKUN PITUUS

Ø	A	A1	B	D	F	G	K	L	P	CH
8	M4	4	M12x1,25	16	12	M5	16	12	46	-
10	M4	4	M12x1,25	16	12	M5	16	12	46	-
12	M6	6	M16x1,5	19	16	M5	22	18	48	5
16	M6	6	M16x1,5	19	16	M5	22	18	53	5
20	M8	8	M22x1,5	27	20	G1/8”	24	20	67	7
25	M10x1,25	10	M22x1,5	30	22	G1/8”	28	22	68	9

PCA-60
PCA-62

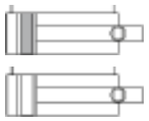

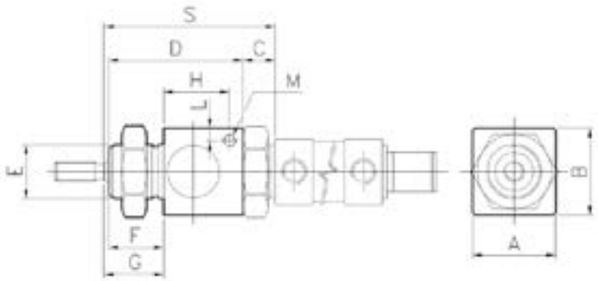

+ = ISKUN PITUUS

Ø	A	B	C	D	E	F	G	H	L	M	S	T
20	34	35	13	54	M22x1,5	22	26	27	5	M5	71	47
25	34	35	13	54	M22x1,5	22	28	27	5	M5	73	45

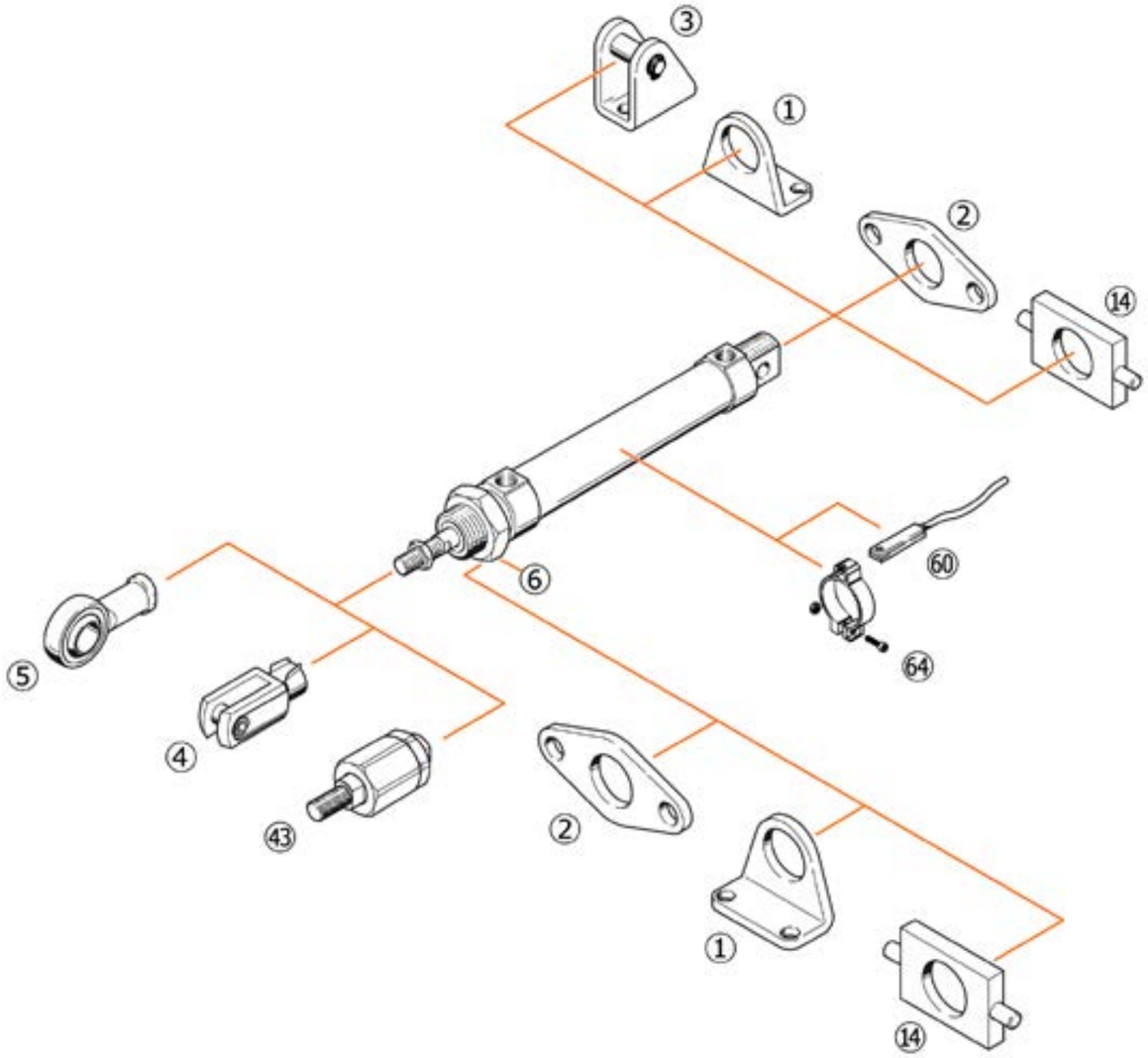

PC01-10

MODEL 1

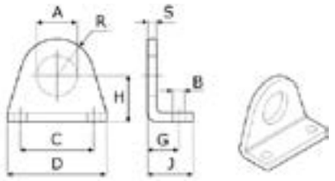

Tuotenro.	A	B	C	D	G	H	J	R	S	Ø
PC01-10-08	12	4,5	25	35	11	16	16	10	3	8/10
PC01-10-12	16	5,5	32	42	14	20	20	13	4	12/16
PC01-10-20	22	6,6	40	54	17	25	25	20	5	20/25

PC02-10

MODEL 2

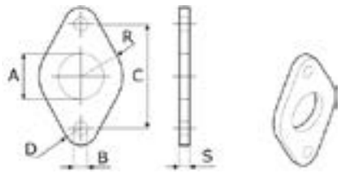

Tuotenro.	A	B	C	D	R	S	Ø
PC02-10-08	12	4,5	30	5	11	3	8/10
PC02-10-12	16	5,5	40	6	15	4	12/16
PC02-10-20	22	6,6	50	8	20	5	20/25

PC14-10

MODEL 14

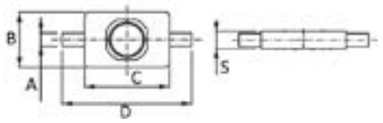

Tuotenro.	A	B	C	D	S	Ø
PC14-10-08	4	20	26	38	6	8/10
PC14-10-12	6	25	38	58	8	12/16
PC14-10-20	6	32	46	66	8	20/25

PC43-10

MODEL 43

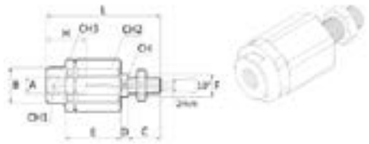

Tuote nro.	A	B	C	D	E	F	H	L	CH	CH 1	CH 2	CH 3	Ø
PC43-10-12	M6x1	8,5	10	2,5	18	6	12	35	5	7	13	13	12/16
PC43-10-20	M8x1,5	13	20	5	26	8	16	57	7	11	17	17	20
PC43-10-32	M10x1,25	22	20	5	35	14	20	71	12	19	30	32	25

PC03-10

MODEL 3

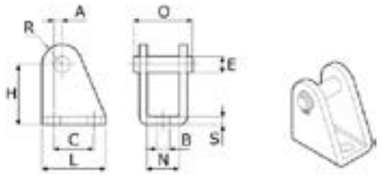

Tuotenro.	B	E	C	H	L	N	O	R	S	Ø
PC03-10-08	4,5	4	12,5	24	20	8,1	17	5	2,5	8/10
PC03-10-12	5,5	6	15	27	25	12,1	23	7	3	12/16
PC03-10-20	6,6	8	20	30	32	16,1	29,5	10	4	20/25

PC04-10

MODEL 4

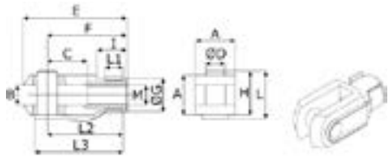

Tuote nro.	A	B	C	D	E	F	G	H	I	M	L	L1	L2	L3	Ø
PC04-10-08	8	4	8	4	21	16	8	9	6	M4	11	5	15	19	8/10
PC04-10-12	12	6	12	6	31	24	10	14	9	M6	16	6	23	28	12/16
PC04-10-20	16	8	16	8	42	32	14	19	12	M8	22	8	31	37	20
PC04-10-32	20	10	20	10	52	40	18	23	15	M10*	26	10	39	46	25

*M10x1,25

PC64-00

MODEL 64

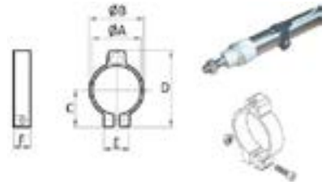

Tuotenro.	A	B	C	D	E	F	Ø
PC64-00-08	9,3	12,3	11,1	23,9	12,3	9	8
PC64-00-10	11,3	14,3	12,2	25,9	12,3	9	10
PC64-00-12	13,3	16,3	13,2	28,0	12,3	9	12
PC64-00-16	17,3	20,3	15,3	32,1	12,3	9	16
PC64-00-20	21,3	24,3	17,4	36,2	14,0	9	20
PC64-00-25	26,5	29,5	20,0	41,4	14,0	9	25

PC67

MODEL 67

Tuotenro.	Kaapeli	Kaapelin pituus
PC67-00-25	M8 PUR 2x0,14 mm2	2,5 m
PC67-10-2	M8 PUR 3x0,14 mm2	2,5 m

PC05-10

MODEL 5

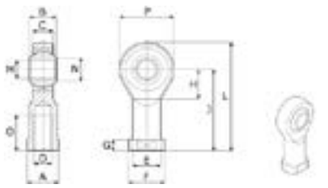

Tuote nro.	A	B	C	D	E	F	G	H	J	L	M	N	O	P	Ø
PC05-10-08	9	8	6	M4	9	11	4	10	27	36	5	7,7	10	18	8/10
PC05-10-12	11	9	7	M6	10	13	5	11	30	40	6	8,9	12	20	12/16
PC05-10-20	14	12	9	M8	13	16	5	13	36	48	8	10	16	24	20
PC05-10-32	17	14	11	M10*	15	19	6,5	15	43	57	10	13	20	28	25

*M10x1,25

PC06-10

MODEL 6

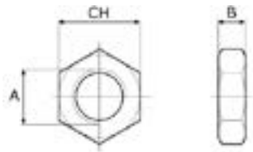

Tuotenro.	A	B	Ch	Ø
PC06-10-08	M12x1,25	7	19	8/10
PC06-10-12	M16x1,5	8	24	12/16
PC06-10-20	M22x1,5	10	32	20/25

PC60

MODEL 60

IP67

-20˚c..+70˚c

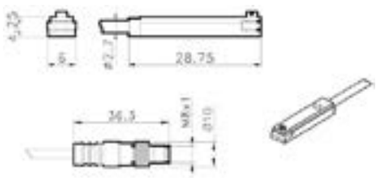

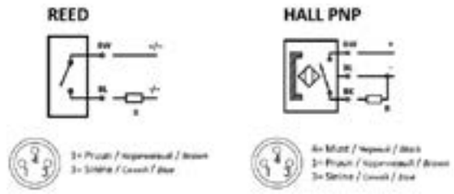

Tuotenro.	Virtalähteen jännite	Kytkentävirta	Tuotettu teho	Kaapeli	Kaapelin pituus	Versio
PC60-00-25	3-30 VDC/VAC	⩽200 mA	⩽3 W	PUR 2x0,14mm2	2,5 m	REED NO
PC60-01-30	10-170 VDC; 10-230 VAC	⩽150 mA	⩽10 W	PUR 2x0,14mm2	3,0 m	REED NO
	3-30 VDC/VAC	⩽200 mA	⩽3 W	M8 PUR 2x0,14mm2	0,3 m	REED NO
	6-30 VDC	⩽200 mA	⩽3 W	PUR 2x0,14mm2	2,5 m	HALL PNP NO
	6-30 VDC	⩽200 mA	⩽3 W	M8 PUR 2x0,14mm2	0,3 m	HALL PNP NO

SYLINTERIT

OMINAISUUDET

Maksimipaine:	**10bar**
Lämpötila:	-20˚C … +80˚C
Tiivisteet:	PU
Sylinterivarsi:	AISI 303
Sylinteriputki:	AISI 304

PCC-10

PCC-00

PCC-12

PCC-02

PCC-22

PCC-20

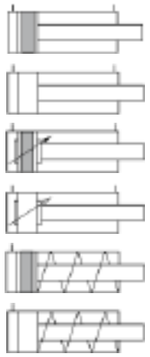

TILAUSKOODI

TYYPPI	VERSIO	SYLINTERIN-Ø	ISKUN PITUUS
PCC	10	0032	0050

Ø32
Ø40
Ø50
Ø63

STANDARDI ISKUN PITUUS [MM]

Kaksitoiminen	Yksitoiminen
Ø32 25-50-80-100-125-160-200-250-320-400-500	**Ø32** 10-25-50
Ø40 25-50-80-100-125-160-200-250-320-400-500	**Ø40** 10-25-50
Ø50 25-50-80-100-125-160-200-250-320-400-500	**Ø50** 10-25-50
Ø63 25-50-80-100-125-160-200-250-320-400-500	**Ø63** 10-25-50

VERSIO

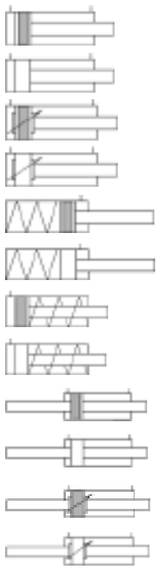

10	Kaksitoiminen, magneetilla
00	Kaksitoiminen, ilman magneettia
12	Kaksitoiminen, magneetilla, vaimennuksella
02	Kaksitoiminen, ilman magneettia, vaimennuksella
25	Yksitoiminen, magneetilla, takajousella
24	Yksitoiminen, ilman magneettia, takajousella
22	Yksitoiminen, magneetilla, etujousella
20	Yksitoiminen, ilman magneettia, etujousella
33	Kaksitoiminen, magneetilla, läpikulkevalla varrella
30	Kaksitoiminen, ilman magneetilla, läpikulkevalla varrella
34	Kaksitoiminen, magneetilla, läpikulkevalla varrella
31	Kaksitoiminen, ilman magneetilla, läpikulkevalla varrella

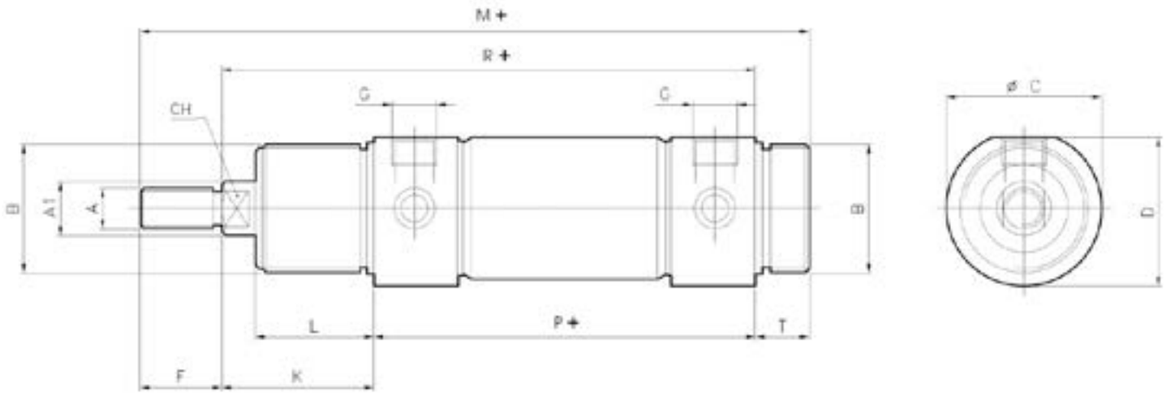

+ = ISKUN PITUUS

Ø	A	A1	B	C	D	F	G	K	L	M	P	R	T	CH
32	M10x1,25	12	M30x1,5	38	36,5	20	G1/8”	38	30	168	96	134	14	10
41	M12x1,25	16	M38x1,5	46	44	24	G1/4”	45	35	198	113	158	16	12
50	M16x1,5	20	M45x1,5	57	55	32	G1/4”	50	38	220	120	170	18	16
63	M16x1,5	20	M45x1,5	70	67,5	32	G3/8	50	38	224	124	174	18	16

PCC-25
PCC-24

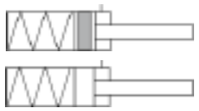

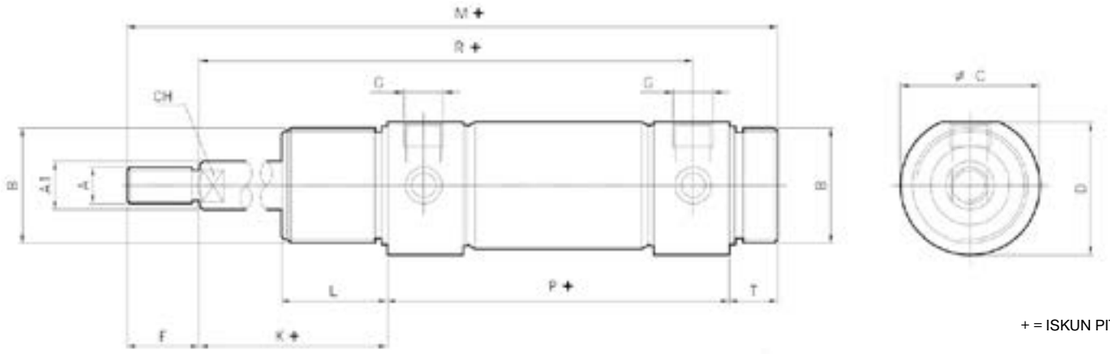

+ = ISKUN PITUUS

Ø	A	A1	B	C	D	F	G	K	L	M	P	R	T	CH
32	M10x1,5	12	M30x1,5	38	36,5	20	G1/8”	38	30	168	96	125	14	10
40	M38x1,5	16	M38x1,5	46	44	24	G1/4”	45	35	198	113	146	16	12
50	M45x1,5	20	M45x1,5	57	55	32	G1/4”	50	38	220	120	158	18	16
63	M45x1,5	20	M45x1,5	70	67,5	32	G3/8”	50	38	224	124	163	18	16

PCA-33
PCA-30
PCA-34
PCA-31

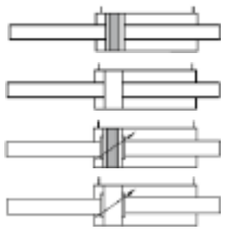

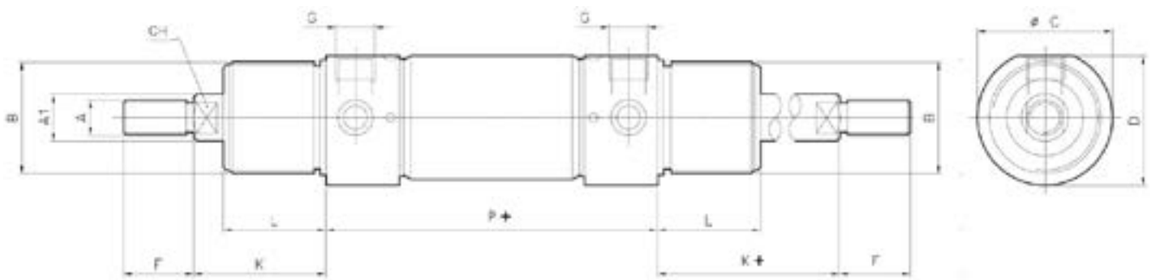

+ = ISKUN PITUUS

Ø	A	A1	B	C	D	F	G	K	L	P	CH
32	M10x1,25	12	M30x1,5	35	36,5	20	G1/8”	38	30	96	10
40	M12x1,25	16	M38x1,5	46	44	24	G1/4”	45	35	113	12
50	M16x1,5	20	M45x1,5	57	55	32	G1/4”	50	38	120	16
63	M16x1,5	20	M45x1,5	70	67,5	32	G3/8”	50	38	124	16

PC11-10
MODEL 11

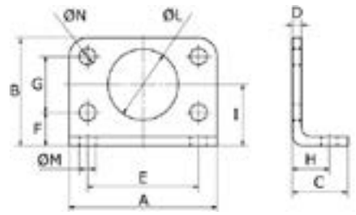

Tuote nro.	A	B	C	D	E	F	G	H	I	ØL	ØM	ØN	Ø
PC11-10-32	66	49	21	4	52	14	28	14	28	30	7	7	32
PC11-10-40	80	58	30	5	62	18	30	20	33	38	9	9	40
PC11-10-50	90	70	30	6	70	20	40	20	40	45	9	9	50
PC11-10-63	96	80	30	6	76	20	50	20	45	45	9	9	63

PC13-10
MODEL 13

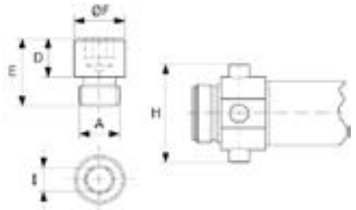

Tuotenro.	A	D	E	ØF	I	H	Ø
PC13-10-32	M8x1	8	14	10	5	51	32
PC13-10-40	M10x1	9,5	16,5	12	6	61	40
PC13-10-50	M12x1,5	11	20	14	6	75	50
PC13-10-63	M14x1,54	13	22	16	8	92	63

PC12-10
MODEL 12

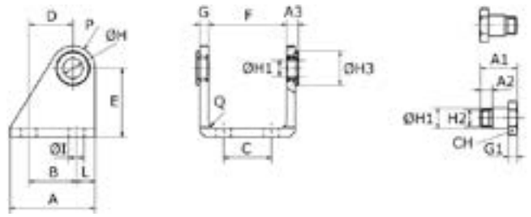

Tuotenro.	A	A1	A2	A3	B	C	D	E	F	G	G1	ØH	ØH1	H2	ØH2	CH	ØI	L	P	Q	Ø
PC12-10-32	40	18	6	6	24	20	20	35	38,1	4	4	12	10	M8x1	15	13	7	8	12	4	32
PC12-10-40	50	21,6	7	7	30	28	27	40	46,1	5	5	15	12	M10x1	20	17	9	10	13	5	40
PC12-10-50	54	26,6	9	8,5	34	36	30	45	57,1	6	6	18	14	M12x1,5	23	19	9	10	14	6	50
PC12-10-63	65	31,5	13	8,5	35	42	34	50	70,1	6	6	20	16	M14x1,5	23	19	9	15	16	6	63

PC05-10
MODEL 5

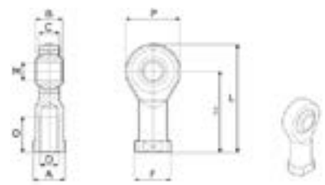

Tuote nro.	A	B	C	D	F	J	L	M	O	P	Ø
PC05-10-32	17	14	10,5	M10x1,25	19	43	57	10	20	28	32
PC05-10-40	19	16	12	M12x1,25	22	50	66	12	22	32	40
PC05-10-50	22	21	15	M16x1,5	27	64	85	16	28	42	50/63

PC04-10
MODEL 4

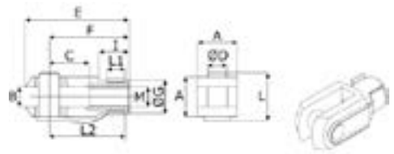

Tuote nro.	A	B	C	D	E	F	G	H	M	L	L1	L2	Ø
PC04-10-32	20	10	20	10	52	40	18	15	M10x1,25	26	10	39	32
PC04-10-40	24	12	24	12	62	48	20	18	M12x1,25	32	12	47	40
PC04-10-50	32	16	32	16	83	64	26	24	M16x1,5	40	14	32	50/63

PC06-10

MODEL 6

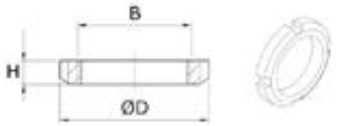

Tuotenro.	B	D	H	Ø
PC06-10-32	M30x1,5	45	7	32
PC06-10-40	M38x1,5	50	8	40
PC06-10-50	M45x1,5	58	9	50/63

PC07-10

MODEL 7

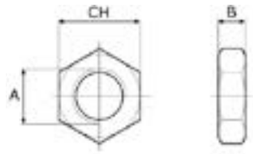

Tuotenro.	A	B	CH	Ø
PC07-10-10	M10x1,25	8	17	32
PC07-10--12	M12x1,25	6	19	40
PC07-10-16	M16x1,5	6	22	50/63

PC64-00

MODEL 64

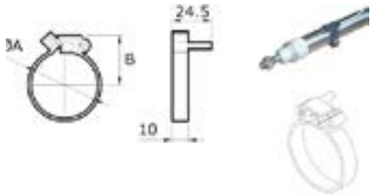

Tuotenro.	ØA	B	Ø
PC64-00-32	33,6	27	32
PC64-00-40	41,6	31	40
PC64-00-50	52,4	37	50
PC64-00-63	65,4	42	63

PC67

MODEL 67

Tuotenro.	Kaapeli	Kaapelin pituus
PC67-00-25	M8 PUR 2x0,14 mm2	2,5 m
PC67-10-25	M8 PUR 3x0,14 mm2	2,5 m

PC60

MODEL 60

IP60
-20°c..+70°c

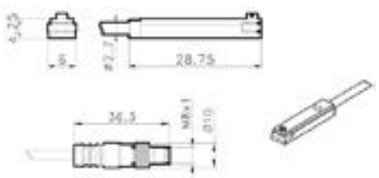



Tuotenro.	Virtalähteen jännite	Kytkentävirta	Tuotettu teho	Kaapeli	Kaapelin pituus	Versio
PC60-00-25	3-30 VDC/VAC	⩽ 200 mA	⩽ 3 W	PUR 2x0,14 mm2	2,5 m	REED NP
PC60-01-30	10-170 VDC; 10-230VAC	⩽ 150 mA	⩽ 10 W	PUR 2x0,14 mm2	3,0 m	REED NO
PC60-00-80	3-30 VDC/VAC	⩽ 200 mA	⩽ 3 W	M8 PUR 2x0,14 mm2	0,3 m	REED NO
PC60-10-25	6-30 VDC	⩽ 200 mA	⩽ 3 W	PUR 2x0,14 mm2	2,5 m	HALL PNP NO
PC60-10-80	6-30 VDC	⩽ 200 mA	⩽ 3 W	M 8PUR 2x0,14 mm2	0,3 m	HALL PNP NO

OMINAISUUDET

Maksimipaine:	**10bar**
Lämpötila:	-20°C … +80°C
Tiivisteet:	PU
Sylinterivarsi:	Teräs. C40 kromi
Sylinteriputki:	Alumiini

TILAUSKOODI

TYYPPI	VERSIO	SYLINTERIN-Ø	ISKUN PITUUS
PCP	10	0032	0050

Ø16
Ø20
Ø25
Ø32
Ø40
Ø50
Ø63
Ø80
Ø100

STANDARDI ISKUN PITUUS [MM]

Kaksitoiminen

Ø16 5-10-15-20-25-30
Ø20-Ø25 5-10-15-20-25-30-35-40-45-50
Ø32- Ø40 5-10-15-20-25-30-35-40-45-50-75-100
Ø50-Ø100 5-10-15-20-25-30-35-40-45-50-75-100

Yksitoiminen

Ø16-Ø40 5-10
Ø50 10-20

VERSIO

10	Kaksitoiminen, magneetilla M
15	Kaksitoiminen, magneetilla F
00	Kaksitoiminen, ilman magneettia M
05	Kaksitoiminen, ilman magneettia F
22	Yksitoiminen, magneetilla, etujousella M
27	Yksitoiminen, magneetilla, etujousella F
20	Yksitoiminen, ilman magneettia, etujousella M
26	Yksitoiminen, ilman magneettia, etujousella F
33	Kaksitoiminen, magneetilla, läpikulkevalla varrella M
38	Kaksitoiminen, magneetilla, läpikulkevalla varrella F
30	Kaksitoiminen, ilman magneetilla, läpikulkevalla varrella M
36	Kaksitoiminen, ilman magneetilla, läpikulkevalla varrella F

M = varsi ulkokierteellä
F = varsi sisäkierteellä

PCP-10
PCP-15

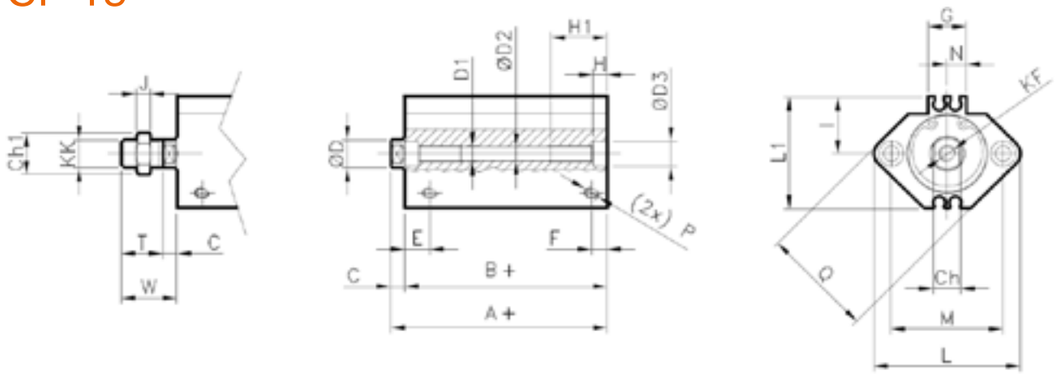

+ = ISKUN PITUUS

Ø	A	B	C	Ch	Ch1	ØD	D1	ØD2	ØD3	E	F	G	H	H1	I	J	KF	KK	L	L1	M	N	P	Q	T	W
16	34	30,5	3,5	6	10	8	M4	3,5	6,5	10	5,5	13,2	3,5	11	15	5	M4	M6	37	29,5	28	6,6	M5	29	12	15,5
20	36	31,5	4,5	8	13	10	M6	5,5	9	8	5,5	13,6	7	17	18	6	M5	M8	47	35,5	36	6,8	M5	36	14	18,5
25	37,5	32,5	5	10	17	12	M6	5,5	9	9	5,5	13,6	7	17	21	6	M6		52	40,5	40	6,8	M5	40	17,5	22,5

PCP-10
PCP-05

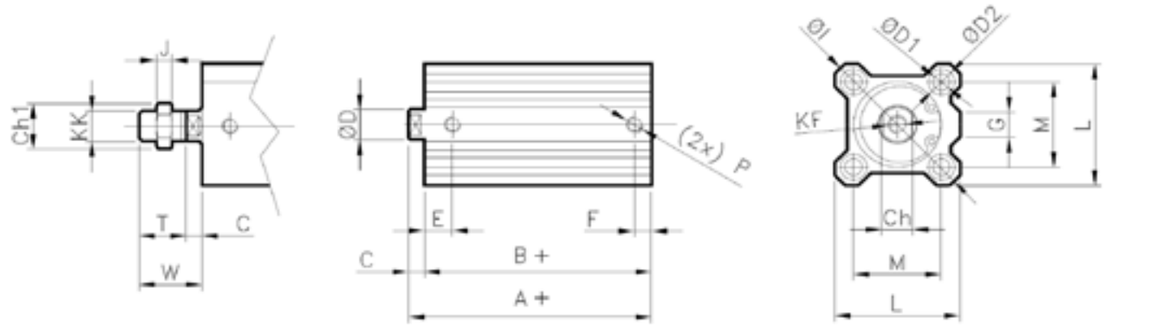

+ = ISKUN PITUUS

Ø	A	B	C	Ch	Ch1	ØD	D1	ØD2	E	F	G	I	J	KF	KK	L	M	P	T	W
16	22	18,5	3,5	6	10	8	3,5	6,5x3,5	8	5,5	11	38	5	M4	M6	29	20	M5	12	15,5
20	24	19,5	4,5	8	13	10	5,5	9x7	8	5,5	11	47	6	M5	M8	36	25,5	M5	14	18,5
25	27,5	22,5	5	10	17	12	5,5	9x7	9	5,5	11	52	6	M6	M10x1,25	40	28	M5	17,5	22,5

PCP-10
PCP-15

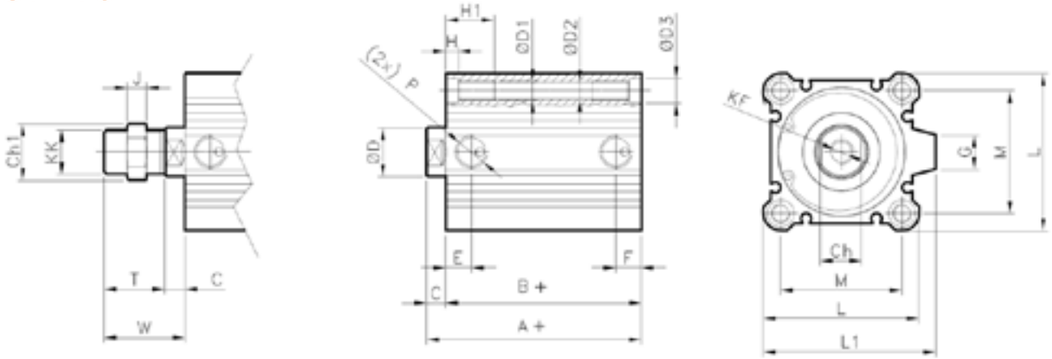

+ = ISKUN PITUUS

Ø	A	B	C	Ch	Ch1	ØD	D1	ØD2	ØD3	E	F	G	H	H1	J	KF	KK	L	L1	M	P	T	W
32	40	33	7	14	22	16	M6	5,5	9	10	7,5	14	7	17	8	M8	M14x1,5	45	49,5	34	G1/8	23,5	28,5
40	46,5	39,5	7	14	22	16	M6	5,5	9	12,,5	7,5	15	7	17	8	M8	M14x1,5	52	57	40	G1/8	23,5	28,5
50	48,5	40,5	8	17	27	20	M8	6,6	11	10,5	10,5	19	8	22	11	M10	M18x1,5	64	71	50	G1/4	28,5	33,5
63	54	46	8	17	27	20	M10	9	14	15	10,5	19	10,5	28,5	11	M10	M18x1,5	77	84	60	G1/4	28,5	33,5
80	63,5	53,5	10	22	32	25	M12	11	17,5	16	12,5	25	13,5	35,5	13	M16	M22x1,5	98	104	77	G3/8	35,5	43,5
100	75	63	12	27	36	30	M12	11	17,5	23	13	25	13,5	35,5	16	M20	M22x1,5	117	123,5	94	G3/8	35,5	43,5

PCP-00
PCP-05

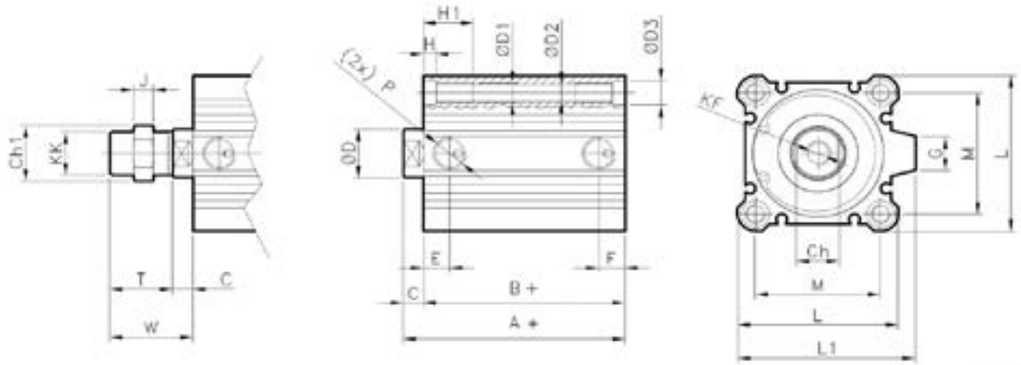

+ = ISKUN PITUUS

Ø	A (+)		B (+)		C	Ch	Ch1	ØD	D1	ØD2	ØD3	E	F	G	H	H1	J	KF	KK	L	L1	M	P	T	W
32	30 (5 ÷50)	46 (75 ÷100)	23 (5 ÷50)	33 (72 ÷100)	7	14	22	16	M6	5,5	9	10	7,5	14	7	17	8	M8	M14x1,5	45	49,5	34	G1/8	23,5	28,5
40	36,5 (5 ÷50)	46,5 (75 ÷100)	29,5 (5 ÷ 50)	39,5 (75 ÷100)	7	14	22	16	M6	5,5	9	12,5	7,5	15	7	17	8	M8	M14x1,5	52	57	40	G1/8	23,5	28,5
50	38,5 (10 ÷50)	48,5 (75 ÷100)	30,5 (10 ÷50)	40,5 (75 ÷100)	8	17	27	20	M8	6,6	11	10,5	10,5	19	8	22	11	M10	M18x1,5	64	71	50	G1/4	28,5	33,5
63	44 (10 ÷50)	54 (75 ÷100)	36 (10 ÷50)	46 (75 ÷100)	8	17	27	20	M10	9	14	15	10,5	19	10,5	28,5	11	M10	M18x1,5	77	84	30	G1/4	28,5	33,5
80	53,5 (10 ÷50)	63,5 (75 ÷100)	43,5 (10 ÷50)	53,5 (75 ÷100)	10	22	32	25	M12	11	17,5	16	12,5	25	13,5	35,5	13	M16	M22x1,5	98	104	77	G3/8	35,5	43,5
100	65 (10 ÷50)	75 (75 ÷100)	53 (10 ÷50)	63 (75 ÷100)	12	27	36	30	M12	11	17,5	23	13	25	13,5	35,5	16	M20	M22x1,5	117	123,5	94	G3/8	35,5	43,5

PCP-33
PCP-38

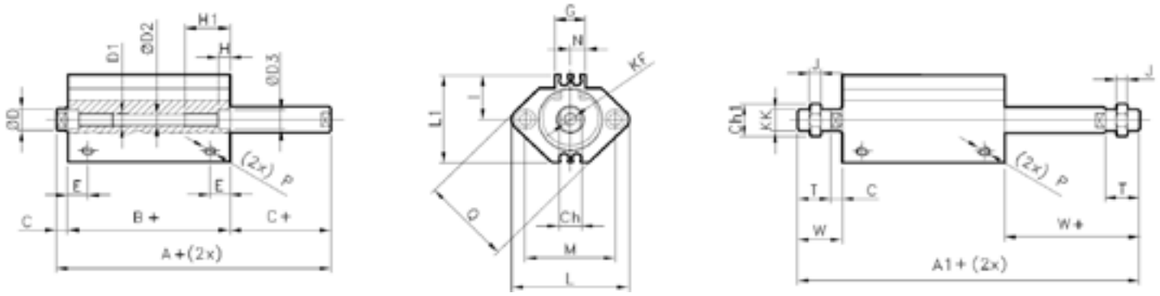

+ = ISKUN PITUUS

Ø	A	B	C	Ch	Ch1	ØD	D1	D2	D3	E	G	H	H1	I	J	KF	KK	L	L1	M	N	P	Q	T	W
16	43	36	3,5	6	10	8	M4	3,5	6,5	10	13,2	3,5	11	15	5	M4	M6	37	29,5	28	6,6	M5	29	12	15,5
20	47	38	4,5	8	13	10	M6	5,5	9	8	13,6	7	17	18	6	M5	M8	47	35,5	36	6,8	M5	36	14	18,5
25	49	39	5	10	17	12	M6	5,5	9	9	13,6	7	17	21	6	M6	M10x1,25	52	40,5	40	6,8	M5	40	17,5	22,5

PCP-33
PCP-38

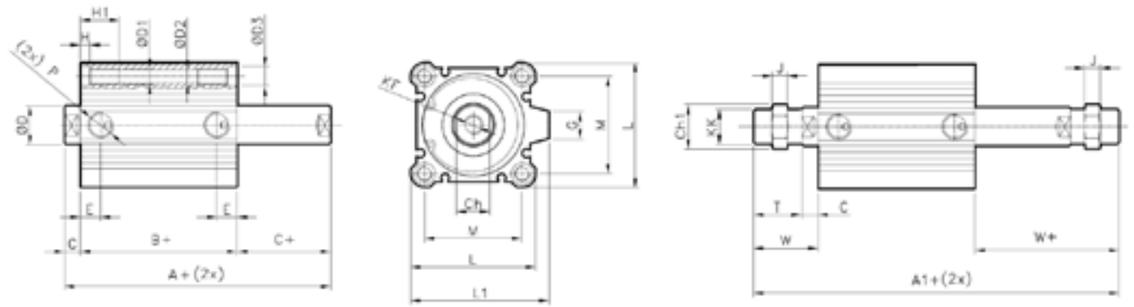

+ = ISKUN PITUUS

Ø	A	A1	B	C	Ch	Ch1	ØD	D1	ØD2	ØD3	E	G	H	H1	J	KF	KK	L	L1	M	P	T	W
32	54,5	97,5	40,5	7	14	22	16	M6	5,5	9	10	14	7	17	8	M8	M14x1,5	45	49,5	34	G1/8	23,5	28,5
40	64	107	50	7	14	22	16	M6	5,5	9	12,5	15	7	17	8	M8	M14x1,5	52	57	40	G1/8	23,5	28,5
50	66,5	117,5	50,5	8	17	27	20	M8	6,6	11	10,5	19	8	22	11	M10	M18x1,5	64	71	50	G1/4	28,5	33,5
63	38	148	52	8	17	27	20	M10	9	14	15	19	10,5	28,5	11	M10	M18x1,5	77	84	60	G1/4	28,5	33,5
80	81	148	61	10	22	32	25	M12	11	17,5	16	25	13,5	35,5	13	M16	M22x1,5	94	104	77	G3/8	35,5	43,5
100	94,5	157,5	70,5	12	27	36	30	M12	11	17,5	23	25	13,5	35,5	16	M20	M26x1,5	117	123,5	94	G3/8	35,5	43,5

PCP-30
PCP-36

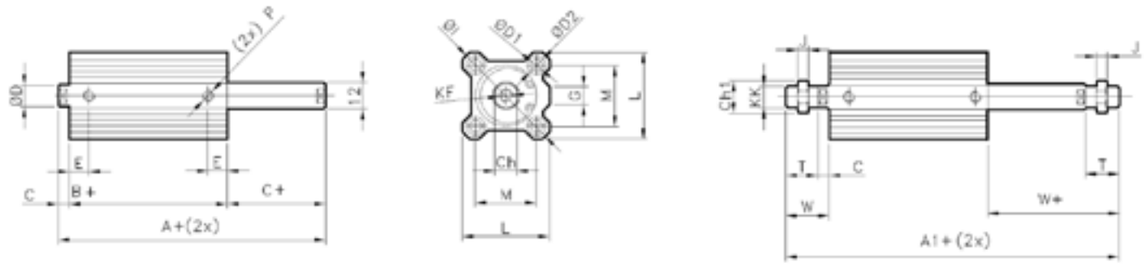

+ = ISKUN PITUUS

Ø	A	A1	B	C	Ch	Ch1	ØD	D1	ØD2	E	G	I	J	KF	KK	L	M	P	T	W
16	33	57	26	3,5	6	10	8	3,5	6,5x3,5	10	11	38	5	M4	M6	29	20	M5	12	15,5
20	35	63	26	4,5	8	13	10	5,5	9x7	8	11	47	6	M5	M8	36	25,5	M5	14	18,5
25	39	74	29	5	10	17	12	5,5	9x7	9	11	52	6	M6	M10x1,25	40	28	M5	17,5	22,5

PCP-30
PCP-36

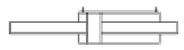

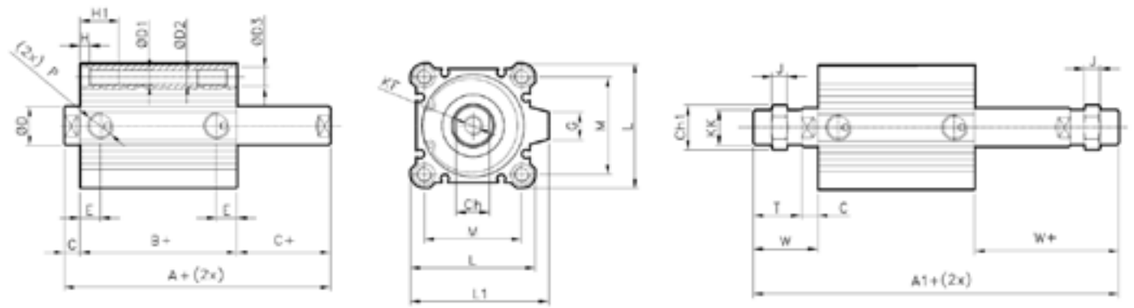

+ = ISKUN PITUUS

Ø	A (+)		A1 (+)		B (+)		C	Ch	Ch1	ØD	D1	D2	D3	E	G	H	H1	J	KF	KK	L	L1	M	P	T	W
32	44,5 (5 ÷50)	54,5 (75 ÷100)	23 (5 ÷50)	33 (75 ÷100)	30,5 (5 ÷50)	40,5 (75 ÷100)	7	14	22	16	M6	5,5	9	10	14	7	17	8	M8	M14x1,5	45	49,5	34	G1/8	23,5	28,5
40	54 (5 ÷50)	64 (75 ÷100)	97 (5 ÷50)	107 (75 ÷100)	40 (5 ÷50)	50 (75 ÷100)	7	14	22	16	M6	5,5	9	12	15	7	17	8	M8	M14x1,5	52	57	40	G1/8	23,5	28,5
50	56,5 (10 ÷50)	66,5 (75 ÷100)	107,5 (10 ÷50)	117,5 (75 ÷100)	40,5 (10 ÷50)	50,5 (75 ÷100)	8	17	27	20	M8	6,6	11	10	19	8	22	11	M10	M18x1,5	64	71	50	G1/4	28,5	33,5
63	58 (10 ÷50)	68 (75 ÷100)	109 (10 ÷50)	119 (75 ÷100)	42 (10 ÷50)	52 (75 ÷100)	8	17	27	20	M10	9	14	15	19	10,5	28,5	11	M10	M18x1,5	77	84	60	G1/4	28,5	33,5
80	71 (10 ÷50)	81 (75 ÷100)	138 (10 ÷50)	148 (75 ÷100)	51 (10 ÷50)	61 (75 ÷100)	10	22	32	25	M12	11	17,5	16	25	13,5	35,5	13	M16	M22x1,5	98	104	77	G3/8	35,5	43,5
100	84,5 (10 ÷50)	94,5 (75 ÷100)	147,5 (10 ÷50)	157,5 (75 ÷100)	60,5 (10 ÷50)	70,5 (75 ÷100)	12	27	36	30	M12	11	17,5	23	25	13,5	35,5	16	M20	M22x1,5	117	123,5	94	G3/8	35,5	43,5

PCP-22
PCP-27

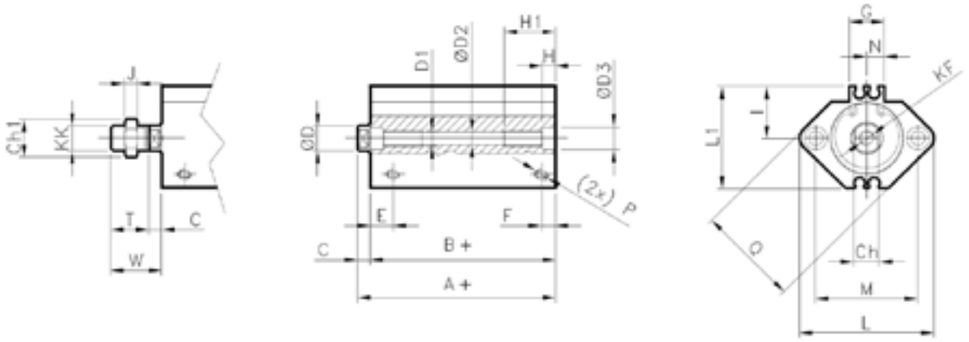

+ = ISKUN PITUUS

Ø	A	B	C	Ch	Ch1	ØD	D1	D2	D3	F	G	H	H1	I	J	KF	KK	L	L1	M	N	P	Q	T	W
16	34	30,5	3,5	6	10	8	M4	3,5	6,5	5,5	13,2	3,5	11	15	5	M4	M6	37	29,5	28	6,6	M5	29	12	15,5
20	36	31,5	4,5	8	13	10	M6	5,5	9	5,5	13,6	7	17	18	6	M5	M8	47	35,5	36	6,8	M5	36	14	18,5
25	37,5	32,5	5	10	17	18	M6	5,5	9	5,5	13,6	7	17	21	6	M6	M10x1,25	52	40,5	40	6,8	M5	40	17,5	22,5

PCP-22
PCP-27

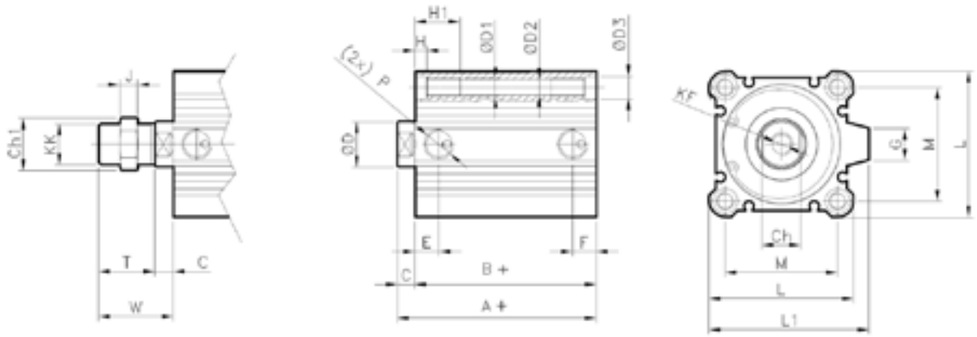

+ = ISKUN PITUUS

Ø	A	B	C	Ch	Ch1	ØD	D1	ØD2	ØD3	F	G	H	H1	J	KF	KK	L	L1	M	P	T	W
32	40	33	7	14	22	16	M6	5,5	9	7,5	14	7	17	8	M8	M14x1,5	45	49,5	34	G1/8	23,5	28,5
40	46,5	39,5	7	14	22	16	M6	5,5	9	7,5	15	7	17	8	M8	M14x1,5	52	57	40	G1/8	23,5	28,5
50	48,5	40,5	8	17	27	20	M8	6,6	11	10,5	19	8	22	11	M10	M18x1,5	64	71	50	G1/4	28,5	33,5

PCP-20
PCP-26

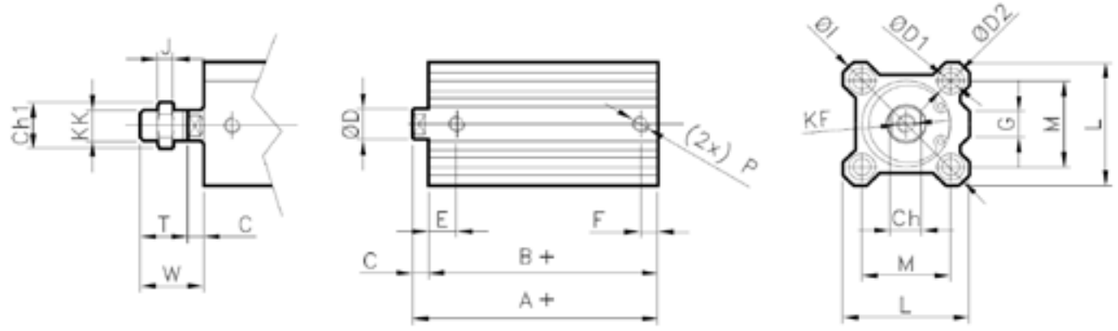

+ = ISKUN PITUUS

Ø	A	B	C	Ch	Ch1	ØD	D1	ØD2	F	G	I	J	KF	KK	L	M	P	T	W
16	22	18,5	3,5	6	10	8	3,5	6,5x3,5	8	11	38	5	M4	M6	29	20	M5	12	15,5
20	24	19,5	4,5	8	13	10	5,5	9x7	8	11	47	6	M5	M8	36	25,5	M5	14	18,5
25	27	22,5	5	10	17	12	5,5	9x7	9	11	52	6	M6	M10x1,25	40	28	M5	17,5	22,5

PCP-20
PCP-26

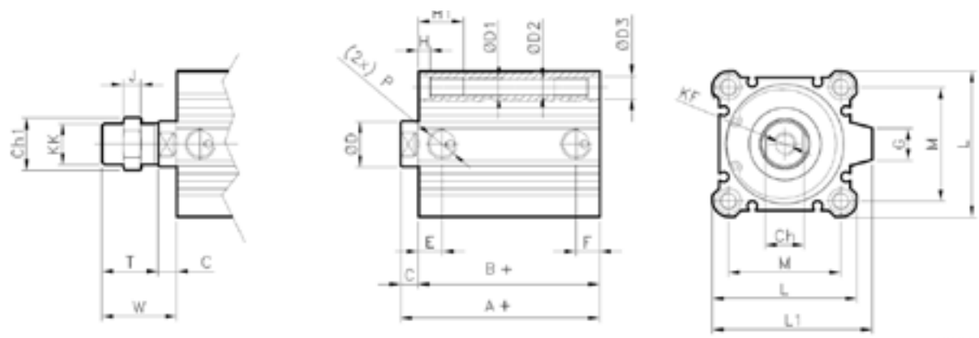

+ = ISKUN PITUUS

Ø	A	B	C	Ch	Ch1	ØD	D1	ØD2	ØD3	E	F	G	H	H1	J	KF	KK	L	L1	M	P	T	W
32	30	23	7	14	22	16	M6	5,5	9	10	7,5	14	7	17	8	M8	M14x1,5	45	49,5	34	G1/8	23,5	28,5
40	36,5	29,5	7	17	22	16	M6	5,5	9	12,5	7,5	15	7	17	8	M8	M14x1,5	52	75	40	G1/8	23,5	28,5
50	38,5	30,5	8	17	27	20	M8	6,6	11	10,5	10,5	19	8	22	11	M10	M18x1,5	64	71	50	G1/4	28,5	33,5

PC30-10

MODEL 30

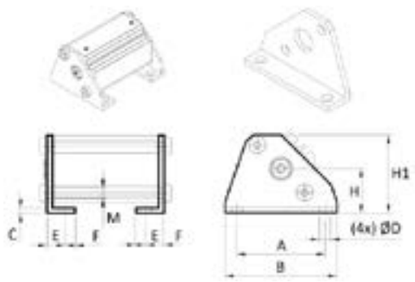

Tuotenro.	A	B	C	Ø D	E	F	H	H1	M	Ø
PC30-10-16	38	48	2	4,5	8	5	19	33,5	M4	16
PC30-10-20	48	62	3,2	6,6	9,2	5,8	24	42	M6	20
PC30-10-25	52	66	3,2	6,6	10,7	5,8	26	46	M6	25

PC31-10

MODEL 31

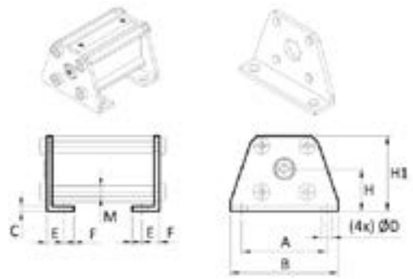

Tuotenro.	A	B	C	Ø D	E	F	H	H1	M	Ø
PC31-10-16	38	48	2	4,5	8	5	19	33,5	M4	16
PC31-10-20	48	62	3,2	6,6	9,2	5,8	24	42	M6	20
PC31-10-25	52	66	3,2	6,6	10,7	5,8	26	46	M6	25

PC32-10

MODEL 32

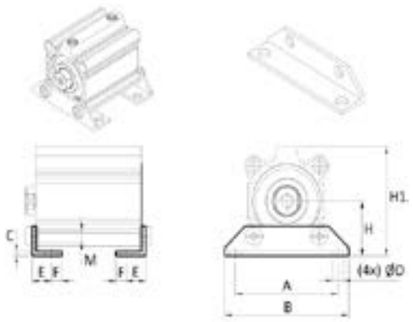

Tuotenro.	A	B	C	Ø D	E	F	H	H1	M	Ø
PC32-10-32	57	71	3,2	6,6	11,2	5,8	30	57	M6	32
PC32-10-40	64	78	3,2	6,6	11,2	7	33	64	M6	40
PC32-10-50	79	95	3,2	9	14,7	8	39	78	M8	50
PC32-10-63	95	113	3,2	11	16,2	9	46	91,5	M10	63
PC32-10-80	118	140	4,5	13	19,5	11	59	114	M12	80
PC32-11-00	137	162	6	13	23	12,5	71	136	M12	100

PC39-10

MODEL 39

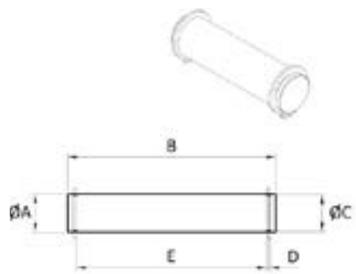

Tuotenro.	ØA	B	ØC	D	E	Ø
PC39-10-16	5	16,6	4,8	0,7	12,2	16
PC39-10-20	8	21	7,6	0,9	16,2	20
PC39-10-25	10	25,6	9,6	1,15	20,2	25
PC39-10-32	10	41,6	9,6	1,15	36,2	32/40
PC39-10-50	14	50,6	13,4	1,15	44,2	50/63
PC39-10-80	18	64	17	1,35	53,2	80
PC39-11-00	88	78	21	1,35	64,2	100

PC33-10

MODEL 33

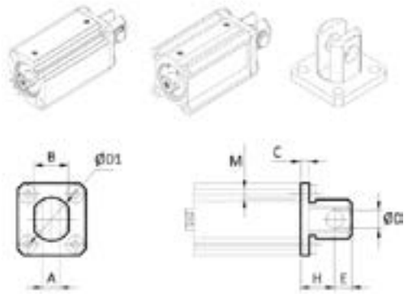

Tuotenro.	A	B	C	Ø D	ØD1	E	H	M	Ø
PC33-10-16	6,5	12	4	5	14	6	15	M4	16
PC33-10-20	8	16	5	8	20	9	18	M6	20
PC33-10-25	10	20	5	10	24	10	20	M6	25

PC34-10

MODEL 34

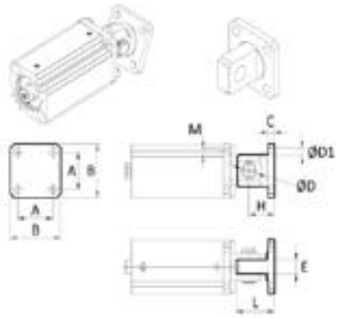

Tuotenro.	A	B	C	Ø D	ØD1	E	H	L	M	Ø
PC34-10-16	20	28	4	5	4,5	6,5	15	21	M4	16
PC34-10-20	25,5	35	5	8	6,6	8	18	27	M6	20
PC34-10-25	28	40	5	10	6,6	10	20	30	M6	25

PC33-10

MODEL 33

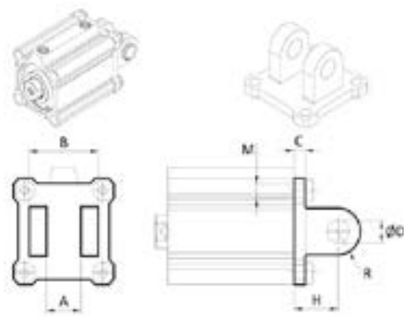

Tuotenro.	A	B	C	Ø D	H	M	R	Ø
PC33-10-32	18	36	5	10	20	M6	10	32
PC34-10-40	18	36	6	10	22	M6	10	40
PC34-10-50	22	44	7	14	28	M8	14	50
PC34-10-63	22	44	8	14	30	M10	14	63
PC34-10-80	28	56	10	18	38	M12	18	80
PC34-11-00	32	64	13	22	45	M12	22	100

PC34-10

MODEL 34

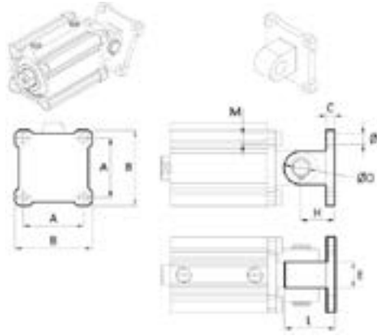

Tuotenro.	A	B	C	Ø D	ØD1	E	H	L	M	Ø
PC34-10-32	34	45	5	10	6,6	18	20	30	M6	32
PC34-10-40	40	52	6	10	6,6	18	22	32	M6	40
PC34-10-50	50	64	7	14	9	22	28	42	M8	50
PC34-10-63	60	77	8	14	11	22	30	44	M10	63
PC34-10-80	77	98	10	18	13,5	28	38	56	M12	80
PC34-11-00	94	117	13	22	13,5	32	45	67	M12	100

PC36-10

MODEL 36

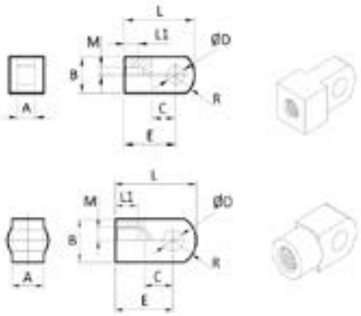

Tuotenro.	A	B	C	Ø D	E	L	L1	M	R	Ø
PC36-10-16	6,4	Ø12	14	5	25	32	8	M6	8,1	16
PC36-10-20	8	Ø16	11,5	8	25	34	8,5	M8	10,3	20
PC36-10-25	10	Ø20	14	10	30	41	10,5	M10x1,25	12,8	25
PC36-10-32	18	Ø22	14	10	30	42	14	M14x1,5	12	32/40
PC36-10-50	22	Ø28	20	14	40	56	18	M18x1,5	16	50/63
PC36-10-80	28	Ø38	27	16	50	71	21	M22x1,5	21	80
PC36-11-00	32	Ø44	31	22	55	79	21	M26x1,5	24	100

PC37-10

MODEL 37

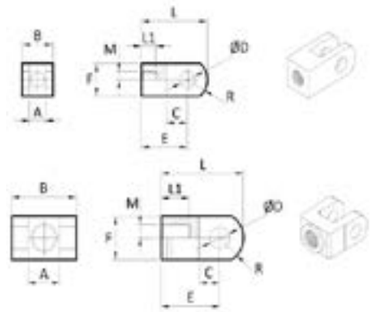

Tuotenro.	A	B	C	Ø D	E	F	L	L1	M	R	Ø
PC37-10-16	6,5	12	10	5	21	Ø18	28	11	M6	8,1	16
PC37-10-20	8	16	11,5	8	25	Ø16	34	9	M8	10,3	20
PC37-10-25	10	20	14	10	30	Ø20	41	10	M10x1,25	12,8	25
PC37-10-32	18	36	14	10	30	Ø22	42	16	M14x1,5	12	32/40
PC37-10-50	22	44	20	14	40	Ø28	56	20	M18x1,5	16	50/63
PC37-10-80	28	56	27	18	50	Ø38	71	23	M22x1,5	21	80
PC37-11-00	32	64	31	22	55	Ø44	79	24	M26x1,5	24	100

PC07-10

MODEL 7

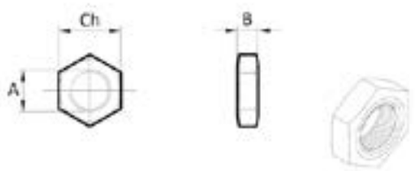

Tuotenro.	A	B	Ch	Ø
PC07-10-06	M6	5	10	16
PC07-10-08	M8	5	13	20
PC07-10-10	M10x1,25	6	17	25
PC07-10-14	M14x1,5	8	22	32/40
PC07-10-18	M18x1,5	11	27	50/63
PC07-10-22	M22x1,5	13	32	80
PC07-10-26	M26x1,5	16	41	100

PC62-00

MODEL 62
IP67
-20C..+70C

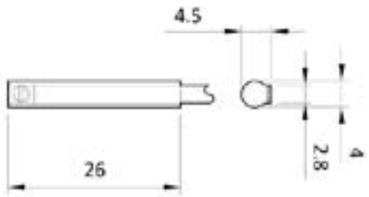

Tuotenro.		Versio
PC62-00-25	3-30 VDC/VAC ⩽3W	REED NO

OMINAISUUDET

Maksimipaine:	**10bar**
Lämpötila:	-20°C … +80°C
Tiivisteet:	PU
Sylinterivarsi:	Teräs. C40 kromi
Sylinteriputki:	Alumiini

TILAUSKOODI

TYYPPI	VERSIO	SYLINTERIN-Ø	ISKUN PITUUS
PCH	10	0032	0050

Ø16
Ø20
Ø25
Ø32
Ø40
Ø50
Ø63
Ø80
Ø100

STANDARDI ISKUN PITUUS [MM]

Kaksitoiminen	Yksitoiminen
Ø16 5-10-15-20-25-30	
Ø20-Ø25 5-10-15-20-25-30-35-40-45-50	**Ø16-Ø40** 5-10
Ø32- Ø40 5-10-15-20-25-30-35-40-45-50-75-100	**Ø50** 10-20
Ø50-Ø100 5-10-15-20-25-30-35-40-45-50-75-100	

VERSIO

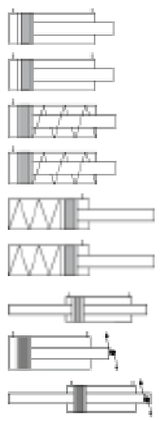

10	Kaksitoiminen, magneetilla M
15	Kaksitoiminen, magneetilla F
22	Yksitoiminen, magneetilla, etujousella M
27	Yksitoiminen, magneetilla, etujousella F
25	Yksitoiminen, magneetilla, takajousella M
29	Yksitoiminen, magneetilla, takajousella F
38	Kaksitoiminen, magneetilla, läpikulkevalla varrella F
16	Kaksitoiminen, magneetilla, ◊, F
39	Kaksitoiminen, magneetilla, läpikulkevalla varrella, ◊, F

M = varsi ulkokierteellä
F = varsi sisäkierteellä
◊ = Pyörimätön varsi

PCH-15
PCH-10



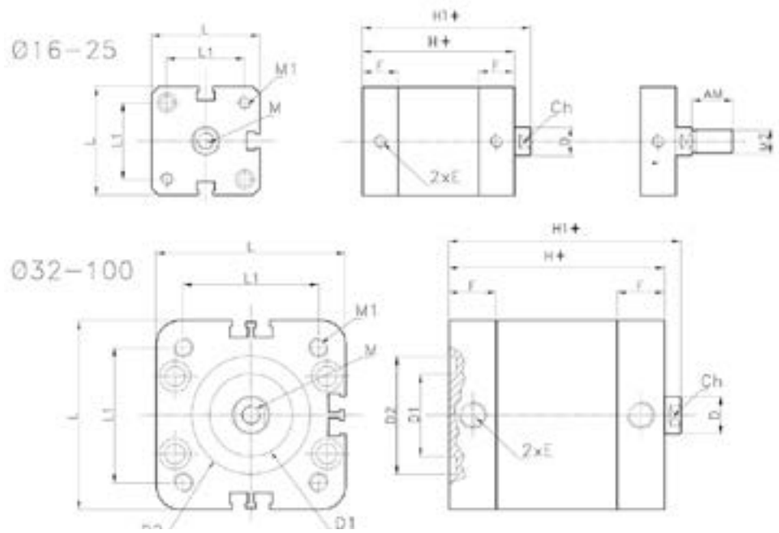

+ = ISKUN PITUUS

Ø	ØD	ØD1	ØD2	E	F	H	H1	L	L1	M	M1	M2	AM	Ch
16	8	-	-	M5	11	35	40	29	18	M4	M4	M6	12	7
20	10	-	-	M5	12	37	43	35,5	22	M6	M5	M8	16	9
25	10	-	-	M5	12	39	45	39,5	26	M6	M5	M8	16	9
32	12	20,5	30	G1/8	15	45	50	47,5	32,5	M8	M6	M10x1,25	19	10
40	12	25,5	35	G1/8	14,5	45	51	56,5	38	M8	M6	M10x1,25	19	10
50	16	30,5	40	G1/8	14,5	45	53	66,5	46,5	M10	M8	M12x1,25	22	13
63	16	35	45	G1/8	14,5	50	57	79,5	56,5	M10	M8	M12x1,25	22	13
80	20	35	45	G1/8	16	55	63	100	72	M12	M10	M16x1,5	28	17
100	20	45	55	G1/4	19,5	67	76	120	89	M12	M10	M16x1,5	28	17

PCH-38

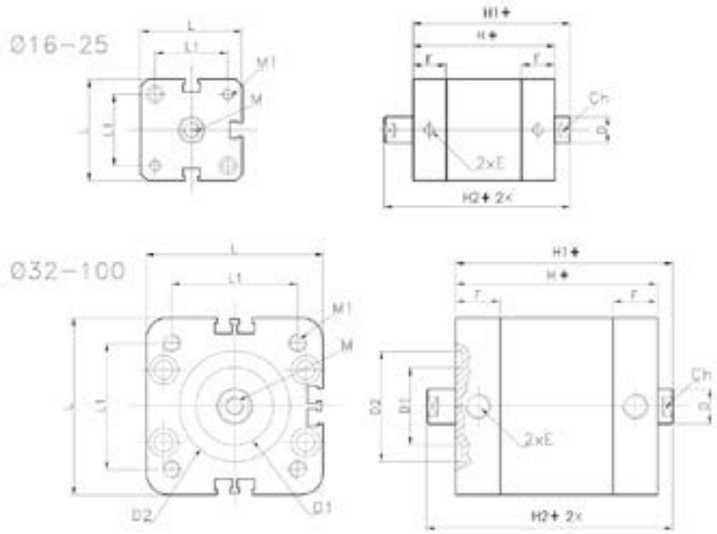

+ = ISKUN PITUUS

Ø	ØD	ØD1	ØD2	E	F	H	H1	H2	L	L1	M	M1	Ch
16	8	-	-	M5	11	35	40	45	29	18	M4	M4	7
20	10	-	-	M5	12	37	43	49	35,5	22	M6	M5	9
25	10	-	-	M5	12	39	45	51	39,5	26	M6	M5	9
32	12	20,5	30	G1/8	15	45	50	55	47,5	32,5	M8	M6	10
40	12	25,5	35	G1/8	14,5	45	51	57	56,5	38	M8	M6	10
50	16	30,5	40	G1/8	14,5	45	53	61	66,5	46,5	M10	M8	13
63	16	35	45	G1/8	14,5	50	57	64	79,5	56,5	M10	M8	13
80	20	35	45	G1/8	16	55	63	71	100	72	M12	M10	17
100	20	45	55	G1/4	19,5	67	76	85	120	89	M12	M10	17

PCH-16

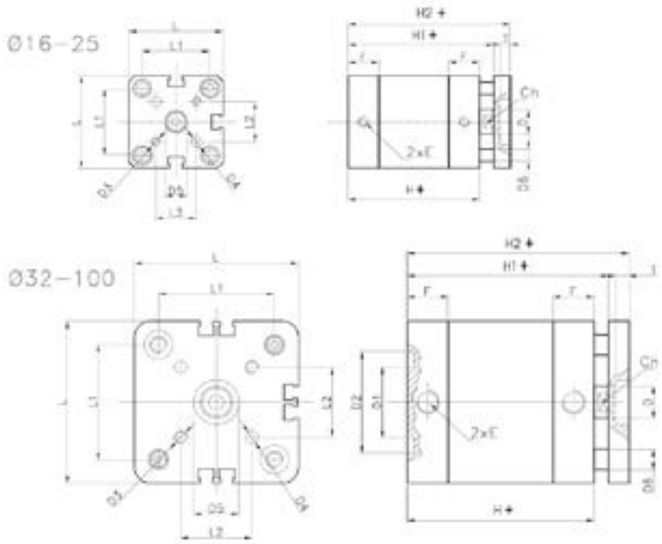

+ = ISKUN PITUUS

Ø	ØD	ØD1	ØD2	ØD3	ØD4	ØD5	ØD6	E	F	H	H1	H2	L	L1	L2	T	Ch
16	8	-	-	M4	4	11	5	M5	11	35	40	48	29	18	10	5	7
20	10	-	-	M4	4	11	5	M5	12	37	43	51	35,5	22	12	5	9
25	10	-	-	M4	4	14	6	M5	12	39	45	53	39,5	26	15,6	5	9
32	12	20,5	30	M5	5	17	6	G1/8	15	45	50	60	47,5	32,5	19,8	6,5	10
40	12	25,5	35	M5	5	17	8	G1/8	14,5	45	51	61	56,5	38	23,3	6,5	10
50	16	30,5	40	M6	6	22	10	G1/8	14,5	45	53	65	66,5	46,5	29,7	7,5	13
63	16	35	45	M6	6	22	10	G1/8	14,5	50	57	69	79,5	56,5	35,4	7,5	13
80	20	35	45	M8	8	28	14	G1/8	16	55	63	77	100	72	46	9	17
100	20	45	55	M10	10	30	14	G1/4	19,5	67	76	90	120	89	56,5	10	17

PCH-39

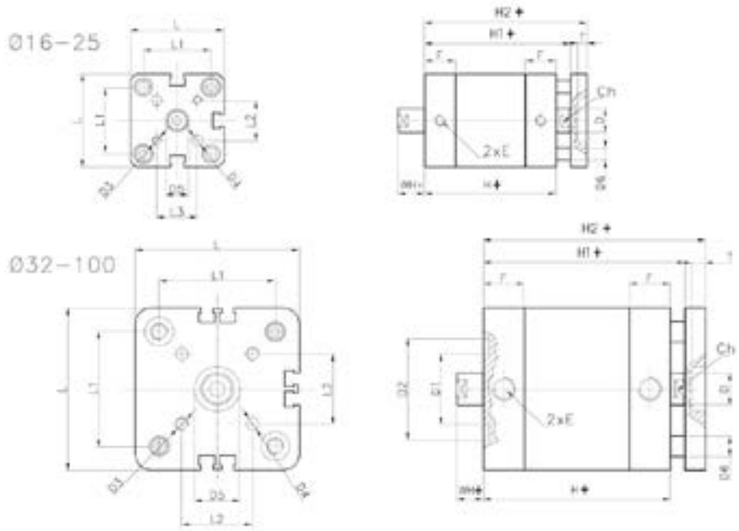

+ = ISKUN PITUUS

Ø	ØD	ØD1	ØD2	ØD3	ØD4	ØD5	ØD6	E	F	H	H1	H2	L	L1	L2	T	WH	Ch
16	8	-	-	M4	4	9	5	M5	11	35	40	48	29	18	10	5	5	7
20	10	-	-	M4	4	11	5	M5	12	37	43	51	35,5	22	12	5	6	9
25	10	-	-	M4	4	14	6	M5	12	39	45	53	39,5	26	15,5	5	6	9
32	12	20,5	30	M5	5	17	6	G1/8	15	45	50	60	47,5	32,5	19,8	6,5	5	10
40	12	25,5	35	M5	5	17	8	G1/8	14,5	45	51	61	56,5	38	23,3	6,5	6	10
50	16	30,5	40	M6	6	22	10	G1/8	14,5	45	53	65	66,5	46,5	29,7	7,5	8	13
63	16	35	45	M6	6	22	10	G1/8	14,5	50	57	69	79,5	56,5	35,4	7,5	7	13
80	20	35	45	M8	8	28	14	G1/8	16	55	63	77	100	72	46	9	8	17
100	20	45	55	M10	10	30	14	G1/4	19,5	67	76	90	120	89	56,5	10	9	17

OMINAISUUDET

Maksimipaine:	**10bar**
Lämpötila:	-20°C ... +80°C
Tiivisteet:	PU
Sylinterivarsi:	Teräs. C40 kromi
Sylinteriputki:	Alumiini

TILAUSKOODI

TYYPPI	VERSIO	SYLINTERIN-Ø	ISKUN PITUUS
PCE	12	0032	0050

STANDARDI ISKUN PITUUS [MM]

Ø32- Ø40 25-50-80-100-125-160-200-250-320-350-400-500-600-700-800-900-1000...

Ø32
Ø40
Ø50
Ø63
Ø80
Ø100

VERSIO

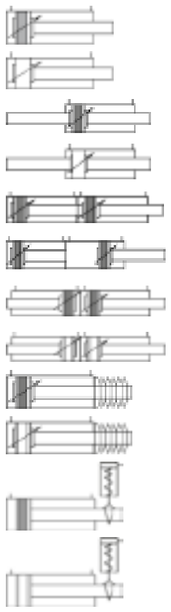

12	Magneetilla, vaimennuksella
02	Ilman magneettia, vaimennuksella
34	Magneetilla, läpikulkevalla varrella
31	Ilman magneetilla, läpikulkevalla varrella
40	Magneetilla, vaimennuksella, tandem
41	Magneetilla, vaimennuksella, tandem
42	Magneetilla, vaimennuksella, tandem vastakkain
43	Ilman magneettia, vaimennuksella, tandem vastakkain
50	Magneetilla, vaimennuksella, kumipalje
51	Ilman magneettia, vaimennuksella, kumipalje
60	Magneetilla, vaimennuksella, lukittava varsi
62	Ilman magneettia, vaimennuksella, lukittava varsi

PCE-02
PCE-12

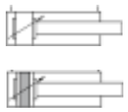

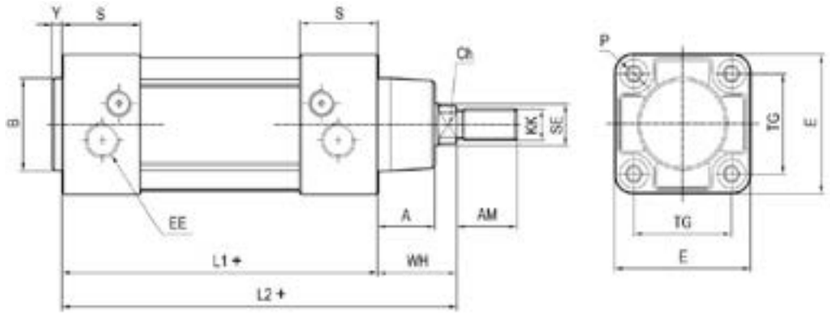



+ = ISKUN PITUUS

Ø	A	AM	B	E	EE	Y	KK	L1	L2	P	S	ØSE	TG	WH	Ch
32	20	22	30	47	G1/8”	4	M10x1,25	94 ± 0,4	120	M6	28	12	32,5	26	10
40	22	24	35	53	G1/4”	4	M23x1,25	105 ± 0,7	135	M6	30,5	16	38	30	13
50	28	32	40	65	G1/4”	4	M16x1,5	106 ± 0,7	143	M8	31	20	46,5	37	16
63	28	32	45	75	G3/8”	4	M16x1,5	121 ± 0,8	158	M8	35	20	56,5	37	16
80	34	40	45	95	G3/8”	4	M20x1,5	128 ± 0,8	174	M10	36	25	72	46	21
100	38	40	55	115	G1/2”	4	M20x1,5	138 ± 1,0	189	M10	41	25	89	51	21
125	50	54	50	140	G1/2”	5	M27x2,0	160 ± 1,0	225	M12	45	32	110	65	27

PCE-31
PCE-34

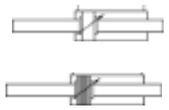

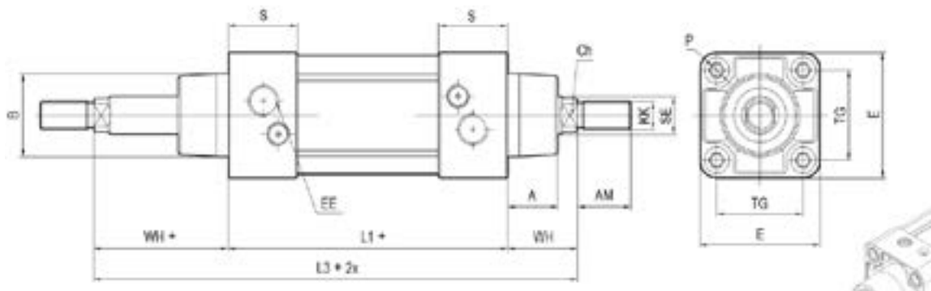

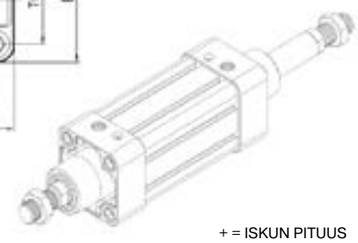

+ = ISKUN PITUUS

Ø	A	AM	B	E	EE	KK	L1	L2	L3	P	S	ØSE	TG	WH	Ch
32	20	22	30	47	G1/8”	M10x1,25	94 ± 0,4	120	146 ± 0,4	M6	28	12	32,5	26	10
40	22	24	35	53	G1/4”	M12x1,25	105 ± 0,7	135	165 ± 0,7	M6	30,5	16	38	30	13
50	28	32	40	65	G1/4”	M16x1,5	106 ± 0,7	143	180 ± 0,7	M8	31	20	46,5	37	16
63	28	32	45	75	G3/8”	M16x1,5	121 ± 0,8	158	195 ± 0,8	M8	35	20	56,5	37	16
80	34	40	45	95	G3/8”	M20x1,5	128 ± 0,8	174	220 ± 0,8	M10	36	25	72	46	21
100	38	40	55	115	G1/2”	M20x1,5	138 ± 1,0	189	240 ± 1,0	M10	41	25	89	51	21
125	50	54	60	140	G1/2”	M27x2,0	160 ± 1,0	225	290 ± 1,0	M12	45	32	110	65	27

PCE-40
PCE-41

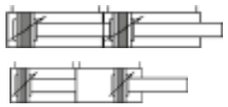

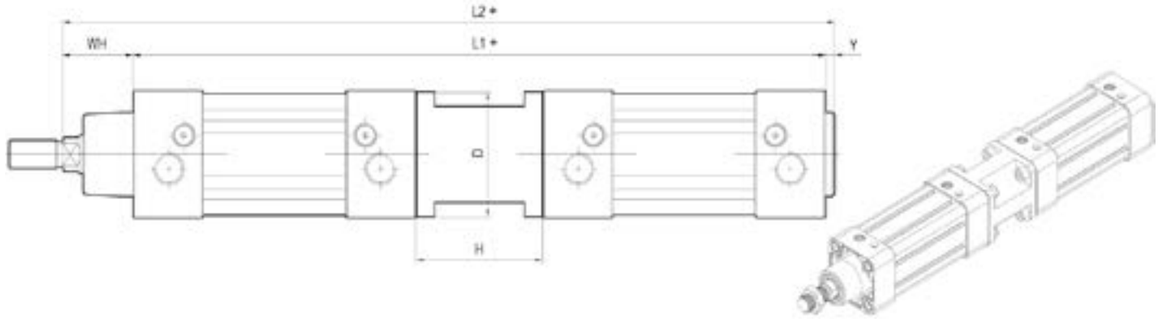

+ = ISKUN PITUUS

Ø	H	D	WD	L1	L2	Y
32	55	45	26	243 ± 0,4	273	4
40	55	52	30	265 ± 0,7	299	4
50	68	65	37	280 ± 0,7	321	4
63	68	75	37	314 ± 0,8	351	4
80	92	95	46	348 ± 0,8	389	4
100	92	115	51	368 ± 1,0	423	4
125	120	140	65	440 ± 1,0	510	5

PCE-42
PCE-43

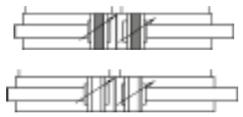

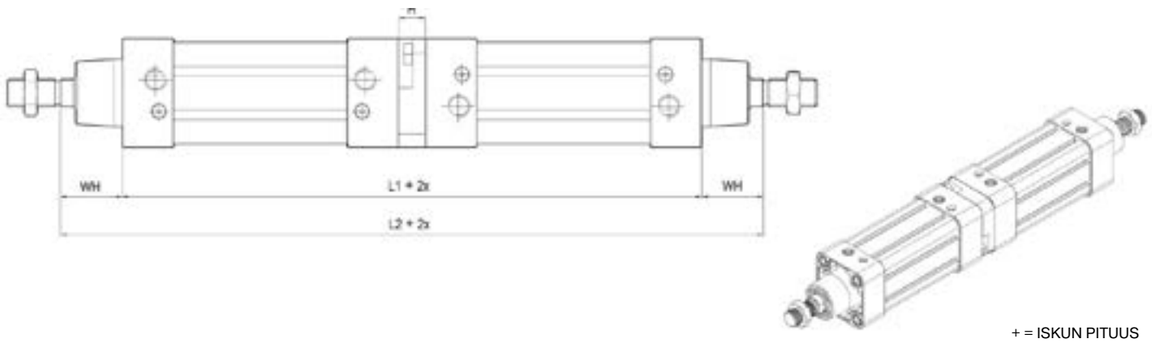

+ = ISKUN PITUUS

Ø	H	WH	L1	L2
32	12	26	200 ± 0,4	252
40	12	30	222 ± 0,7	282
50	16	37	228 ± 0,7	302
63	13	37	258 ± 0,8	332
80	20	46	276 ± 0,8	368
100	20	51	296 ± 1,0	398
125	30	65	350 ± 1,0	480

PCE-50
PCE-51

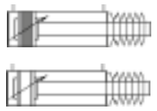

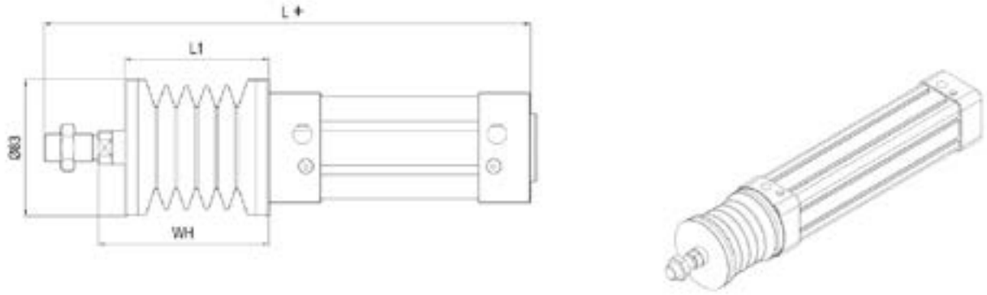

+ = ISKUN PITUUS

Ø	L (+ <400mm)	L1 (+ <400mm)	WH (+ <400mm)	L (+ <800mm)	L1 (+ <800mm)	WH (+ <800mm)	L (+ <1200mm)	L1 (+ <1200mm)	WH (+ <1200mm)
32	222	90	106	274	142	158	332	200	216
40	235	90	106	287	142	158	345	200	216
50	244	90	106	296	142	158	354	200	216
63	259	90	106	311	142	158	369	200	216
80	274	90	106	326	142	158	384	200	216
100	284	90	106	336	142	158	394	200	216

PCE-60
PCE-62

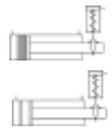

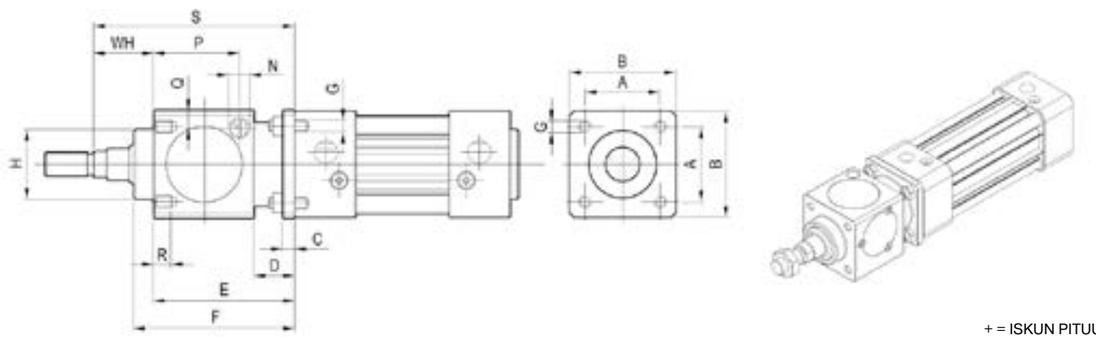

+ = ISKUN PITUUS

Ø	A	B	c	d	e	f	G	H	N	P	Q	R	S	T
32	32,5	47	6	20	60	67,5	M6	30	G1/8”	33,25	9	8	86	60
40	38	54	6	20	70	80	M6	34,9	G1/8”	42,5	9	8	100	70
50	46,5	65	8	24	90	100	M8	40	G1/8”	58	12,5	12	127	90
63	56,5	75	8	24	90	100	M8	45	G1/8”	59	17,5	12	127	90
80	72	95	12	32	110	120	M10	45	G1/4”	69	17,5	16	156	110
100	89	114	12	32	110	120	M10	55	G1/4”	69	20	16	161	110
125	110	138	20	45	140	156	M12	60	G1/4”	84,5	19	20	205	140

OMINAISUUDET

Maksimipaine:	**10bar**
Lämpötila:	-20°C … +80°C
Tiivisteet:	PU
Sylinterivarsi:	Teräs. C40 kromi
Sylinteriputki:	Alumiini

TILAUSKOODI

TYYPPI	VERSIO	SYLINTERIN-Ø	ISKUN PITUUS
PCF	12	0160	0050

Ø160
Ø200
Ø250

STANDARDI ISKUN PITUUS [MM]

Ø32- Ø40 25-50-80-100-125-160-200-250-320-350-400-500-600-700-800-900-1000…

VERSIO

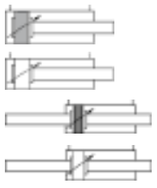

12	Magneetilla, vaimennuksella
02	Ilman magneettia, vaimennuksella
34	Magneetilla, läpikulkevalla varrella, vaimennuksella
31	Ilman magneettia, läpikulkevalla varrella, vaimennuksella

PCF-02
PCF-12

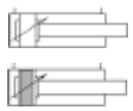

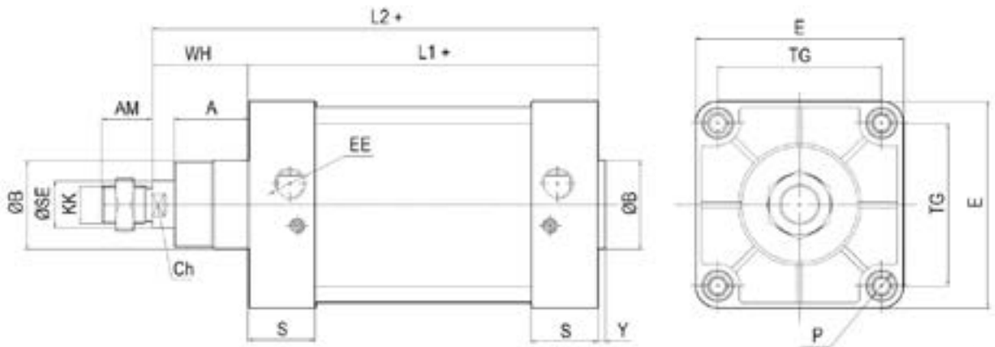

+ = ISKUN PITUUS

Ø	A	AM	ØB	E	EE	Y	KK	L1	L2	P	S	ØSE	TG	WH	Ch
160	55	72	65	180	G3/4”	6	M36x2	180 ± 1	260	M16	50	40	140	80	36
200	65	72	75	220	G3/4”	8	M36x2	180 ± 1	275	M16	50	40	175	95	36
250	75	84	90	270	G1”	8	M42x2	200 ± 1	305	M20	60	50	220	105	46

PCF-31
PCF-34

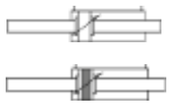

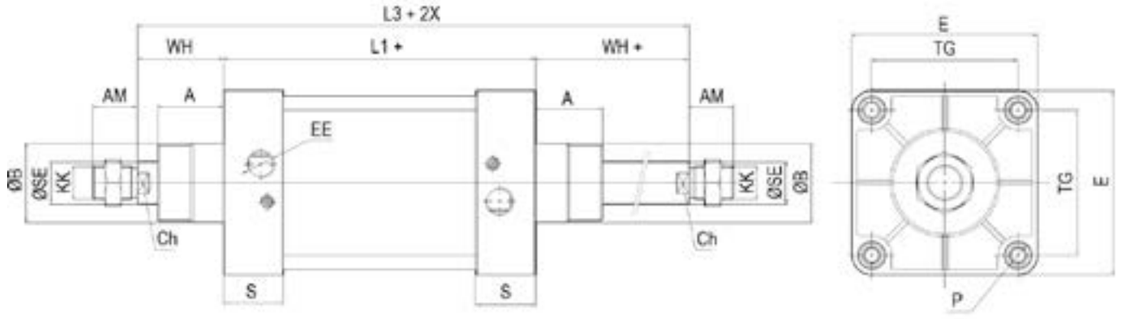

+ = ISKUN PITUUS

Ø	A	AM	B	E	EE	KK	L1	L3	P	S	ØSE	TG	WH	Ch
160	55	72	65	180	G3/4”	M36x2	180 ± 1	340 ± 1	M16	50	40	140	80	36
200	67	72	75	220	G3/4”	M36x2	180 ± 1	370 ± 1	M16	50	40	175	95	36
250	75	84	90	270	G1”	M42x2	200 ± 1	410 ± 1	M20	60	50	220	105	46

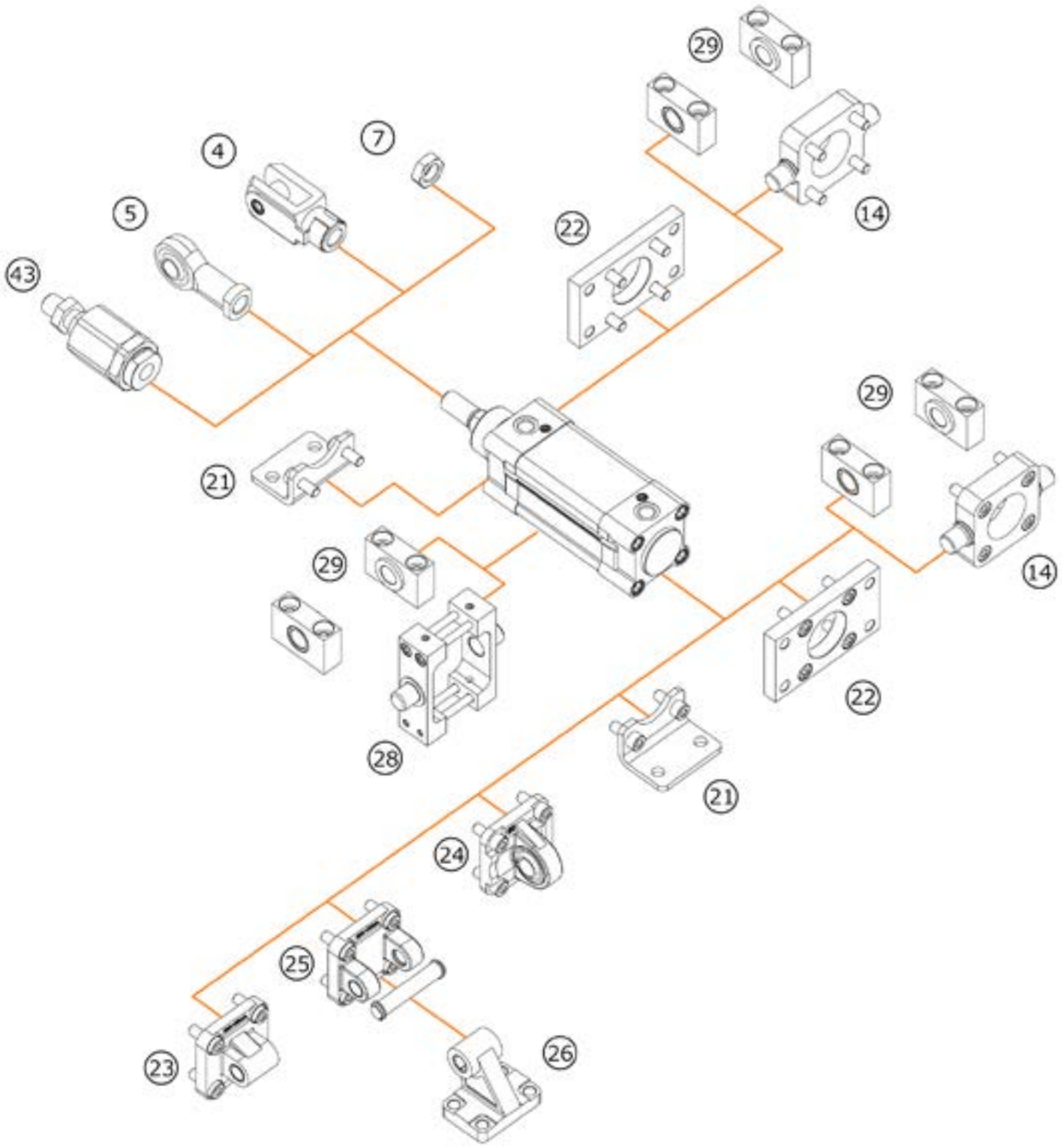

PC04-10

MODEL 4
TERÄS
ISO 15552 / ISO 21287

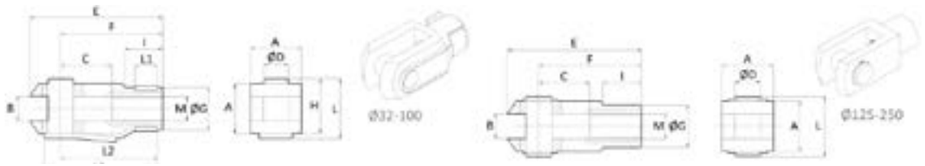

Tuotenro.	A	B	C	D	E	F	G	H	I	M	L	L1	L2	L3	Ø
PC04-10-32	20	10	20	10	52	40	18	23	15	M10x1,25	26	10	39	46	32
PC04-10-40	24	12	24	12	62	48	20	28	18	M12x1,25	32	12	47	55	40
PC04-10-50	32	16	32	16	83	64	26	36	24	M16x1,5	40	14	62	72	50/63
PC04-10-80	20	40	20	20	105	80	34	44	30	M20x1,5	48	16	72	88	80/100
PC04-11-25	55	30	54	30	148	110	48	-	38	M27x2	65	-	-	-	125
PC04-11-60	70	35	72	35	188	144	60	-	40	M36x2	84	-	-	-	160/200
PC04-12-50	85	40	84	40	232	168	70	-	63,5	M42x2	104,3	-	-	-	250

PC05-10

MODEL 5
TERÄS
ISO 15552 / ISO 21287

Tuotenro.	A	B	C	D	E	F	G	H	J	L	M	N	O	P	Ø
PC05-10-32	17	14	10,5	M10x1,25	15	19	6,5	15	43	57	10	12,9	20	28	32
PC05-10-40	19	16	12	M12x1,25	17,5	22	6,5	17	50	66	12	15,4	22	32	40
PC05-10-50	22	21	15	M16x1,5	22	27	8	23	64	85	16	19,3	28	42	50/63
PC05-10-80	30	25	18	M20x1,5	27,5	34	10	27	77	102	20	24,3	33	50	80/100
PC05-11-25	41	37	25	M27x2	40	50	15	36	110	145	30	34,8	51	70	125
PC05-11-60	60	43	28	M36x2	46	58	17	41	125	165	35	37,7	56	80	160/200
PC05-12-50	55	49	33	M42x2	53	65	19	45	142	187,5	40	45,2	60	91	250

PC07-10

MODEL 7
TERÄS
ISO 15552 / ISO 21287

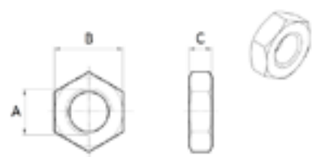

Tuotenro.	A	B	C	Ø
PC07-10-10	M10x1,25	17	8	32
PC07-10-12	M12x1,25	19	6	0
PC07-10-16	M16x1,5	22	6	50/63
PC07-10-20	M20x1,5	30	8	80/100
PC07-10-27	M27x2	41	12	125
PC07-10-36	M36x2	55	18	160/200

PC43-10

MODEL 43
TERÄS
ISO 15552 / ISO 21287

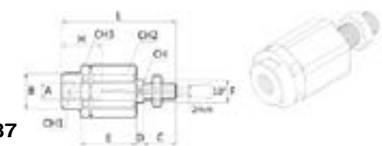

Tuote-nro.	A	B	C	D	E	F	H	L	CH	CH 1	CH 2	CH 3	Ø
PC43-10-32	M10x1,25	22	20	5	35	14	20	70	12	19	30	32	32
PC43-10-40	M12x1,25	22	24	5	35	14	20	75	12	19	30	32	40
PC43-10-50	M16x1,5	32	32	8	54	22	32	103	20	30	41	45	50/63
PC43-10-80	M20x1,5	32	40	8	54	22	40	119	20	30	41	45	80/100

PC14-10

MODEL 14
TERÄS
ISO 15552 / ISO 21287

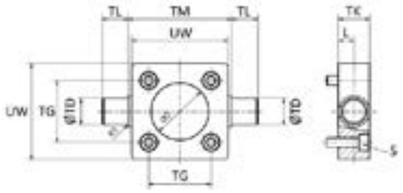

Tuotenro.	TG	UW	TM	TL	ØTD	DØ	TK	R3	L	S	Ø
PC14-10-32	32,5	46	50	12	12	30	14	1	6,5	M6x20	32
PC14-10-40	38	59	63	16	16	35	19	1,5	9	M6x25	40
PC14-10-50	46,5	69	75	16	16	40	19	1,6	9	M8x25	50
PC14-10-63	56,5	84	90	20	20	45	24	1,6	11,5	M8x30	63
PC14-10-80	72	102	110	20	20	45	24	1,6	11,5	M10x30	80
PC14-11-00	89	125	132	25	25	55	29	2	14	M10x35	100
PC14-11-25	110	150	160	25	25	60	30	2	15	M12x35	125

PC21-10

MODEL 21
TERÄS
ISO 15552 / ISO 21287

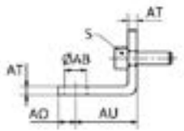

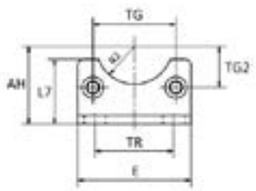

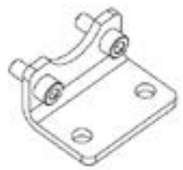

Tuotenro.	TG	TG2	AH	R2	ØAB	AO	AU	TR	AT	S	L7	E	Ø
PC21-10-32	32,5	16,25	32	15	7	11	24	32	4	M6x16	30	45	32
PC21-10-40	38	19	36	17,5	10	8	28	36	4	M6x16	30	52	40
PC21-10-50	46,5	23,25	45	20	10	15	32	45	5	M8x20	36	65	50
PC21-10-63	56,5	23,25	45	20	10	15	32	45	5	M8x20	35	75	63
PC21-10-80	72	36	63	22,5	12	14	41	63	6	M10x20	47	95	80
PC21-11-00	89	44,5	71	27,5	14,5	16	41	75	6	M10x20	53	115	100
PC21-11-25	110	55	90	30	16,5	25	45	90	8	M12x25	70	140	125
PC21-11-60	140	70	115	32,5	18,5	15	60	115	10	M16x30	100	180	160
PC21-12-00	175	87,5	135	37,5	24	30	70	165	12	M16x30	109	220	200
PC21-12-50	220	110	165	45	26	25	75	765	14	M20x35	150	270	250

PC22-10

MODEL 22
TERÄS
ISO 15552 / ISO 21287

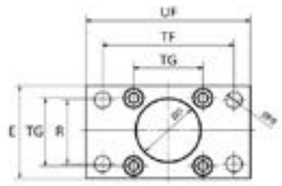

Tuotenro.	TG	ØD	ØFB	R	TF	L4	S	UF	E	MF	Ø
PC22-10-32	32,5	30	6,5	32	64	5	M6x20	88	45	10	32
PC22-10-40	38	35	6,5	36	72	5	M6x20	90	52	10	40
PC22-10-50	46,5	40	8,5	45	90	6,5	M8x20	110	65	12	50
PC22-10-63	56,5	45	8,5	50	100	6,5	M8x20	120	75	12	63
PC22-10-80	72	45	10,5	63	126	9	M10x25	150	95	16	80
PC22-11-00	89	55	10,5	75	150	9	M10x25	170	115	16	100
PC22-11-25	110	60	13,5	90	180	10,5	M12x25	205	140	20	125
PC22-11-60	140	65	17	115	230	9,5	M16x25	260	180	20	160
PC22-12-00	175	75	17	135	270	12,5	M16x25	300	220	25	200
PC22-12-50	220	90	22,5	165	330	12,5	M20x30	390	280	25	250

PC23-00

MODEL 23
ALUMIINI
ISO 15552 / ISO 21287

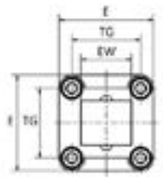

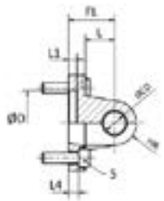

Tuotenro.	TG	EW	ØCD	FL	L	ØD	L1	L4	S	MR	E	Ø
PC23-00-32	32,5	26	10	22	13	30	5	5,5	M6x20	10	45	32
PC23-00-40	38	28	12	25	16	35	5	5,5	M6x20	12	52	40
PC23-00-50	46,5	32	12	27	16	40	5	6,5	M8x20	12	65	50
PC23-00-63	56,5	40	16	32	21	45	5	6,5	M8x20	16	75	63
PC23-00-80	72	50	16	36	22	45	5	10	M10x25	16	95	80
PC23-01-00	89	60	20	41	27	55	5	10	M10x25	20	115	100
PC23-01-25	110	70	25	50	30	60	7	10	M12x25	25	140	125
PC23-01-60	140	90	30	55	35	65	7	10	M16x25	25	180	160
PC23-02-00	175	90	30	60	35	75	9	11	M16x25	25	220	200
PC23-02-50	220	110	40	70	45	90	9	12	M20x30	40	270	250

PC24-00

MODEL 24
ALUMIINI
ISO 15552 / ISO 21287

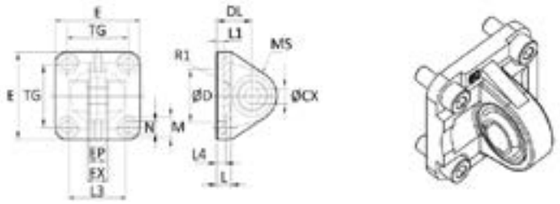

Tuotenro.	TG	ØCX	DL	L	EX	EP	N	M	L4	DØ	L1	E	MS	L3	R1	Ø
PC24-00-32	32,5	10	22	9	14	10,5	6,6	11	5,5	30	5	45	16	-	-	35
PC24-00-40	38	12	25	9	16	12	6,6	11	5,5	35	5	52	18	-	-	40
PC24-00-50	46,5	16	27	11	21	15	9	15	6,5	40	5	65	21	51	19	50
PC24-00-63	56,5	16	32	11	21	15	9	15	6,5	45	5	75	23	-	-	63
PC24-00-80	72	20	36	14	25	18	11	18	10	45	5	95	28	74	24	80
PC24-01-00	89	20	41	14	25	18	11	18	10	55	5	115	30	140	32	100
PC24-01-25	110	30	50	20	37	25	13,5	20	10	60	7	140	40	-	-	125
PC24-01-60	140	35	55	25	43	30	13,5	20	10	65	7	180	44	-	-	160
PC24-02-00	175	35	60	30	43	30	18	26	11	75	9	220	47	220	48	200

PC25-10

MODEL 25
ALUMIINI
ISO 15552 / ISO 21287

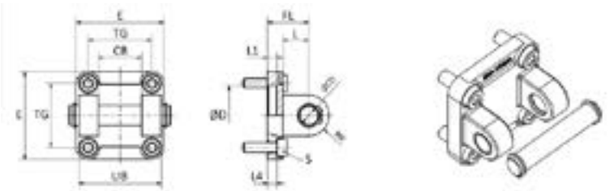

Tuotenro.	TG	CB	UB	ØCB	FL	L	ØD	L1	L4	S	MR	E	Ø
PC25-00-32	32,5	26	45	10	22	13	30	5	5,5	M6x16	10	45	32
PC25-00-40	38	28	52	12	25	16	35	5	5,5	M6x16	12	52	40
PC25-00-50	46,5	32	60	12	27	16	410	5	6,5	M8x20	12	65	50
PC25-00-63	56,5	45	70	16	32	21	45	5	6,5	M8x20	16	75	63
PC25-00-80	72	50	90	16	36	22	45	5	10	M10x20	16	95	80
PC25-01-00	89	60	110	20	41	27	55	5	10	M10x20	20	115	100
PC25-01-25	110	70	130	25	50	30	60	7	10	M12x25	25	140	125
PC25-01-60	140	90	170	30	55	35	65	7	10	M16x30	25	180	160
PC25-02-00	175	90	170	30	60	35	75	9	11	M16x30	25	220	200
PC25-02-50	220	110	220	40	70	45	90	9	12	M20x35	40	270	250

PC26-00

MODEL 26
ALUMIINI
ISO 15552 / ISO 21287

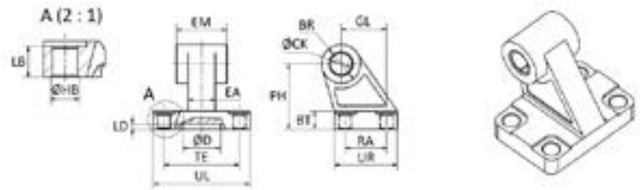

Tuotenro.	ØCX	EM	BR	PH	GL	ØHB	LB	BT	TE	RA	DØ	LD	UL	UR	EA	Ø
PC26-00-35	10	26	10	32	21	6,6	6,4	8	38	18	21	3	51	31	10	32
PC26-00-40	12	28	11	36	24	6,6	8,4	10	41	22	21	3	54	35	15	40
PC26-00-50	12	32	13	45	33	9	10,4	12	50	30	21	3	65	45	16	50
PC26-00-63	16	40	15	50	37	9	12,4	14	52	35	21	3	67	50	16	63
PC26-00-80	16	50	15	63	47	11	11,5	14	66	40	21	3	86	80	20	80
PC26-01-00	20	60	19	71	55	11	14,5	17	76	50	21	3	96	70	80	100
PC26-01-25	25	70	22,5	90	70	14	16,8	20	94	60	21	3	124	90	30	125
PC26-01-60	30	90	31,5	115	97	14	21	25	118	88	31	5	156	126	36	160
PC26-02-00	30	90	31,5	135	105	18	26	30	122	90	31	5	162	160	40	200

PC27-10

MODEL 27
TERÄS
ISO 15552 / ISO 21287

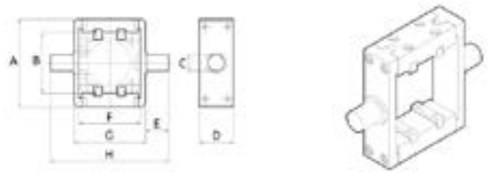

Tuotenro.	A	B	C	D	E	F	G	H	Ø
PC27-10-35	65	44,6	12	25	17,5	45	52	87	32
PC27-10-40	74,8	50,8	16	25	21,5	50,8	62	105	40
PC27-10-50	90,3	60,3	16	25	21,5	60,6	74	117	50
PC27-10-63	94,5	70,5	20	30	23,5	70	91	138	63
PC27-10-80	109,3	87,5	20	30	23,5	87,2	11	158	80
PC27-11-00	134	106,6	25	40	33	106,2	129	195	100
PC27-11-25	160	132,6	25	40	33	132,1	156,7	222,7	125

PC29-10

MODEL 29
TERÄS
ISO 15552 / ISO 21287

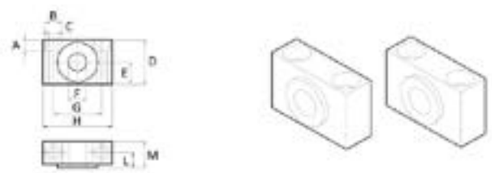

Tuotenro.	A	B	C	D	E	F	G	H	L	M	Ø
PC29-10-32	7	11	6,6	30	15	12	32	46	10,5	18	32
PC29-10-40	9	15	9	36	18	16	36	55	12	21	40/50
PC29-10-63	11	18	11	40	20	20	42	65	13	23	63/80
PC29-11-00	13	20	14	50	25	25	50	75	16	28,5	100/125

PC45-10

MODEL 45
TERÄS
ISO 15552 / ISO 21287

Tuotenro.	Pultin mitat
PC45-10-01	M4x50

PC65

MODEL 65
ALUMIINI
ISO 15552 / ISO 21287

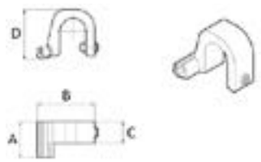

Tuotenro.	A	B	C	D	Ø
PC65-01-60	25	38	15	30	160/200
PC65-02-50	25	40	15	35	250

PC60

MODEL 06
IP67
-20°C ... +70°C

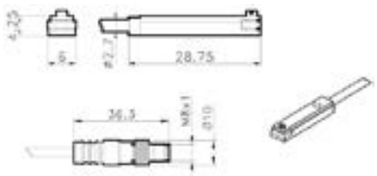



Tuotenro.	Virtalähteen jännite	Kytkentävirta	Tuotettu teho	Kaapeli	Kaapelin pituus	Versio
PC60-00-25	3-30 VDC/VAC	⩽ 200 mA	⩽ 3 W	PUR 2x0,14mm2	2,5 m	REED NO
PC60-01-30	10-170 VDC; 10-230 VAC	⩽ 150 mA	⩽ 10 W	PUR 2x0,14mm2	3,0 m	REED NO
PC60-00-80	3-30 VDC/VAC	⩽ 200 mA	⩽ 3 W	M8 PUR 2x0,14mm2	0,3 m	REED NO
PC60-10-25	6-30 VDC	⩽ 200 mA	⩽ 3 W	PUR 3x0,14mm2	2,5 m	HALL PNP NO
PC60-10-80	6-30 VDC	⩽ 200 mA	⩽ 3 W	M8 PUR 3x0,14mm2	0,3 m	HALL PNP NO

PC67

MODEL 67
IP67
-20°C ... +70°C

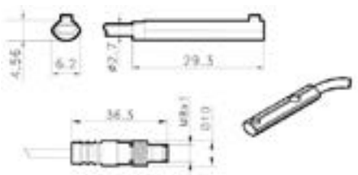



Tuotenro.	Virtalähteen jännite	Kytkentävirta	Tuotettu teho	Kaapeli	Kaapelin pituus	Versio
PC67-00-25	3-30 VDC/VAC	⩽ 200 mA	⩽ 3 W	PUR 2x0,14mm2	2,5 m	REED NO
PC67-00-80	3-30 VDC/VAC	⩽ 200 mA	⩽ 3 W	M8 PUR 2x0,14mm2	0,3 m	REED NO
PC67-10-25	6-30 VDC	⩽ 200 mA	⩽ 3 W	PUR 3x0,14mm2	2,5 m	HALL PNP NO
PC67-10-80	6-30 VDC	⩽ 200 mA	⩽ 3 W	M8 PUR 3x0,14mm2	0,3 m	HALL PNP NO

PAINEYKSIKÖIDEN MUUNTOTAULUKKO

	Pa	kPa	MPa	bar	mbar	kp/cm2	cm H2O	mm H2O	mm Hg	p.s.i
Pa	1	10^{3}	10^{5}	10^{5}	10^{2}	$10.1972 \cdot 10^{6}$	$10.1972 \cdot 10^{3}$	$101.972 \cdot 10^{3}$	$7.50062 \cdot 10^{3}$	$0.145038 \cdot 10^{3}$
kPa	10^{3}	1	10^{3}	10^{2}	10	$10.1972 \cdot 10^{3}$	10.1972	101.972	7.50062	0.145038
MPa	10^{6}	10^{3}	1	10	10^{4}	10.1972	$10.1972 \cdot 10^{3}$	$101.972 \cdot 10^{3}$	$7.50062 \cdot 10^{3}$	$0.145038 \cdot 10^{3}$
bar	10^{5}	10^{2}	10^{1}	1	10^{3}	1.01972	$1.01972 \cdot 10^{3}$	$10.1972 \cdot 10^{3}$	750.062	14.5038
mbar	100	0.1	10^{4}	10^{3}	1	$1.01972 \cdot 10^{3}$	1.01972	10.1972	0.750062	$14.5038 \cdot 10^{3}$
kp/cm²	98066.5	98.0665	$98.0665 \cdot 10^{3}$	0.98995	980.665	1	10^{3}	10^{4}	735.559	14.2233
cm H_2O	98.0665	$98.0665 \cdot 10^{3}$	$98.0665 \cdot 10^{6}$	$0.98665 \cdot 10^{3}$	0.98665	10^{3}	1	10	0.735559	$14.2233 \cdot 10^{3}$
mm H_2O	9.80665	$9.80665 \cdot 10^{3}$	$9.80665 \cdot 10^{3}$	$98.0665 \cdot 10^{6}$	$98.0665 \cdot 10^{3}$	10^{4}	10^{1}	1	$73.5559 \cdot 10^{3}$	$14.2233 \cdot 10^{4}$
mm Hg	133.322	$133.322 \cdot 10^{3}$	$133.322 \cdot 10^{3}$	$1.33322 \cdot 10^{3}$	1.33322	$1.35951 \cdot 10^{3}$	1.35951	13.5951	1	$19.3368 \cdot 10^{3}$
p.s.i.	6894.76	6.89476	$6.89476 \cdot 10^{3}$	$68.9476 \cdot 10^{3}$	68.9476	$70.307 \cdot 10^{3}$	70.307	703.07	51.7149	1

VIRTAUSYKSIKÖIDEN MUUNTOTAULUKKO

	m^3/s	l/s	cm^3/s	m^3/h	m^3/min	l/h	l/min	ft^3/min
m^3/s	1	10^{3}	10^{6}	3600	60	$3.6 \cdot 10^{6}$	$60 \cdot 10^{3}$	$2.1188 \cdot 10^{3}$
l/s	10^{3}	1	10^{3}	3.6	$60 \cdot 10^{3}$	$3.6 \cdot 10^{3}$	60	2.1188
cm^3/s	10^{6}	10^{3}	1	$3600 \cdot 10^{6}$	$60 \cdot 10^{6}$	3.6	$60 \cdot 10^{3}$	$2.1188 \cdot 10^{3}$
m^3/h	$0.277778 \cdot 10^{3}$	0.27778	$0.277778 \cdot 10^{3}$	1	$16.667 \cdot 10^{3}$	10^{3}	16.667	0.58856
m^3/min	$16.667 \cdot 10^{3}$	16.667	$16.667 \cdot 10^{3}$	60	1	$6 \cdot 10^{4}$	10^{3}	35.313
l/h	$0.27778 \cdot 10^{6}$	$0.27778 \cdot 10^{3}$	0.27778	10^{3}	$16.667 \cdot 10^{6}$	1	$16.667 \cdot 10^{3}$	$0.58856 \cdot 10^{3}$
l/min	$16.667 \cdot 10^{6}$	$16.667 \cdot 10^{3}$	$16.667 \cdot 10^{6}$	$60 \cdot 10^{3}$	10^{3}	60^{3}	1	$35.313 \cdot 10^{3}$
ft^3/min	$0.47195 \cdot 10^{3}$	0.47195	$0.47195 \cdot 10^{3}$	1.6990	$28.317 \cdot 10^{3}$	$1.6990 \cdot 10^{3}$	28.317	1

SUOSITELLUT VIRTAUKSET NL/MIN

	Ø2	Ø3	Ø6	Ø8	Ø10	Ø12	Ø15	Ø20	Ø25	Ø32	Ø40
2 bar	3.5	19	53	110	190	300	370	750	1 350	2 500	4 300
4 bar	6.2	35	97	200	350	550	700	1 400	2 400	4 500	7 800
6 bar	9	50	140	290	500	800	1 000	2 000	3 500	6 500	11 500
8 bar	11.8	66	185	380	660	1 050	1 300	2 600	4 500	8 500	15 000
10 bar	14.5	82	230	470	820	1 300	1 600	3 250	5 700	10 500	18 500

Tuotenro.	Sivu
14PA-04020L	24
14PA-04020S	24
14PA-06040L	24
14PA-06040M	24
14PA-06040S	24
14PA-08060L	24
14PA-08060M	24
14PA-08060S	24
14PA-10070L	24
14PA-10070M	24
14PA-10070S	24
14PA-10080L	24
14PA-10080M	24
14PA-10080S	24
14PA-12100M	24
14PA-12100S	24
14PU-04020S	25
14PU-04025K	25
14PU-04025L	25
14PU-04025P	25
14PU-04025S	25
14PU-04025V	25
14PU-06040L	25
14PU-06040M	25
14PU-06040P	25
14PU-06040S	25
14PU-06040V	25
14PU-08055K	25
14PU-08055P	25
14PU-08055V	25
14PU-08060L	25
14PU-08060M	25
14PU-08060S	25
14PU-10070M	25
14PU-10075L	25
14PU-10075M	25
14PU-10075S	25
14PU-12080L	25
14PU-12080S	25
14PU-12090L	25
1936-02-04	25
1936-03-05	25
1936-04-06	25
1936-05-08	25
1936-06-08	25
1936-08-10	25
1936-08-12	25
1936-10-12	25
19360204	25
19360305	25
19360406	25
19360508	25
19360608	25
19360810	25
19360812	25
19361012	25
1949-050402CW100	24

Tuotenro.	Sivu
1949-050604CW100	24
1949-050806CW100	24
1949-051008CW100	24
1949-051210CW100	24
1949-060704CW100	24
1951-00-0804	24
1951-00-0806	24
1951-00-0906	24
1951-00-1007	24
1951-00-1108	24
1951-00-1209	24
1951-00-1410	24
1951-00-1512	24
1951-00-1612	24
1951-01-0704	24
1951-01-0907	24
1951-01-1309	24
1951-01-1611	24
55500002	27
55520001	27
55520020	27
555711001	26
555711002	26
555711003	26
555711004	26
555711005	26
555711006	26
555711007	26
555711008	26
555711009	26
555711010	26
555711011	26
555711012	26
555711013	26
555711014	26
555711015	26
555711016	26
555711017	26
555711018	26
5C103201002	26
5C103201003	26
5C103201004	26
5C103201005	26
5C103201152	26
5C103201154	26
5C103201155	26
5C103201202	26
5C103201204	26
5C103201205	26
5C103205001	26
5C103205002	26
5C103205003	26
5C103205004	26
5C103205005	26

Tuotenro.	Sivu
5C103205151	26
5C103205152	26
5C103205154	26
5C103205155	26
5C103205201	26
5C103205202	26
5C103205204	26
5C103205205	26
5C104081004	27
5C104081005	27
5C104081155	27
5C104085004	27
5C104085005	27
5C104085154	27
5C104085155	27
5C112080100	27
5C112080200	27
5C112083100	27
5C112089955	27
5C199031571	84
5C199031571	89
5C19903157190	84
5C19903157190	89
5C199589208	27
5C199589209	27
5C199589210	27
5C199589706	27
5C199589708	27
5C199589764	27
5C199589765	27
5C199589766	27
5C199589901	27
83654003	77,84,89
83654004	77,84,89
83654006	77,84,89
83654010	77,84,89
83654012	77,84,89
836550004	84,89
836550010	84,89
M90197110	25
M90197130	25
M90197140	25
M90197150	25
M90197160	25
PC011008	101
PC011012	101
PC011020	101
PC021008	101
PC021012	101
PC021020	101
PC031008	101
PC031012	101
PC031020	101
PC041008	101
PC041012	101
PC041020	101
PC041032	101
PC041032	106

Tuotenro.	Sivu
PC041032	130
PC041040	106
PC041040	130
PC041050	106
PC041050	130
PC041080	130
PC041125	130
PC041160	130
PC041250	130
PC051008	101
PC051012	101
PC051020	101
PC051032	101
PC051032	106
PC051032	130
PC051040	106
PC051040	130
PC051050	106
PC051050	130
PC051080	130
PC051125	130
PC051160	130
PC051250	130
PC061008	101
PC061012	101
PC061020	101
PC061032	107
PC061040	107
PC061050	107
PC071006	117
PC071008	117
PC071010	107
PC071010	117
PC071010	130
PC071012	107
PC071012	130
PC071014	117
PC071016	107
PC071016	130
PC071018	117
PC071020	130
PC071022	117
PC071026	117
PC071027	130
PC071036	130
PC111032	106
PC111040	106
PC111050	106
PC111063	106
PC121032	106
PC121040	106
PC121050	106
PC121063	106
PC131032	106
PC131040	106
PC131050	106
PC131063	106
PC141008	102

Tuotenro.	Sivu
PC141012	102
PC141020	102
PC141032	131
PC141040	131
PC141050	131
PC141063	131
PC141080	131
PC141100	131
PC141125	131
PC211032	131
PC211040	131
PC211050	131
PC211063	131
PC211080	131
PC211100	131
PC211125	131
PC211160	131
PC211200	131
PC211250	131
PC221032	132
PC221040	132
PC221050	132
PC221063	132
PC221080	132
PC221100	132
PC221125	132
PC221160	132
PC221200	132
PC221250	132
PC230032	132
PC230040	132
PC230050	132
PC230063	132
PC230080	132
PC230100	132
PC230125	132
PC230160	132
PC230200	132
PC230250	132
PC240032	133
PC240040	133
PC240050	133
PC240063	133
PC240080	133
PC240100	133
PC240125	133
PC240160	133
PC240200	133
PC250032	133
PC250040	133
PC250050	133
PC250063	133
PC250080	133
PC250100	133
PC250125	133
PC250160	133
PC250200	133
PC250250	133

Tuotenro.	Sivu
PC260032	134
PC260040	134
PC260050	134
PC260063	134
PC260080	134
PC260100	134
PC260125	134
PC260160	134
PC260200	134
PC271032	134
PC271040	134
PC271050	134
PC271063	134
PC271080	134
PC271100	134
PC271125	134
PC291032	134
PC291040	134
PC291063	134
PC291100	134
PC301016	115
PC301020	115
PC301025	115
PC311016	115
PC311020	115
PC311025	115
PC321032	115
PC321040	115
PC321050	115
PC321063	115
PC321080	115
PC321100	115
PC331016	116
PC331020	116
PC331025	116
PC331032	116
PC331040	116
PC331050	116
PC331063	116
PC331080	116
PC331100	116
PC341016	116
PC341020	116
PC341025	116
PC341032	116
PC341040	116
PC341050	116
PC341063	116
PC341080	116
PC341100	116
PC361016	117
PC361020	117
PC361025	117
PC361032	117
PC361050	117
PC361080	117
PC361100	117
PC371016	117

Tuotenro.	Sivu
PC371020	117
PC371025	117
PC371032	117
PC371050	117
PC371080	117
PC371100	117
PC391016	115
PC391020	115
PC391025	115
PC391032	115
PC391050	115
PC391080	115
PC391100	115
PC431012	102
PC431020	102
PC431032	102
PC431032	130
PC431040	130
PC431050	130
PC431080	130
PC451001	135
PC600025	102
PC600025	107
PC600025	135
PC600080	102
PC600080	107
PC600080	135
PC600130	102
PC600130	107
PC600130	135
PC601025	102
PC601025	107
PC601025	135
PC601080	102
PC601080	107
PC601080	135
PC620025	117
PC640008	102
PC640010	102
PC640012	102
PC640016	102
PC640020	102
PC640025	102
PC640032	107
PC640040	107
PC640050	107
PC640063	107
PC650160	135
PC650250	135
PC670025	102
PC670025	107
PC670025	135
PC670080	135
PC671025	102
PC671025	107
PC671025	135
PC671080	135
PCA00-	96

Tuotenro.	Sivu
PCA01-	97
PCA02-	96
PCA03-	97
PCA10-	96
PCA11-	97
PCA12-	96
PCA13-	97
PCA21-	98
PCA23-	98
PCA24-	98
PCA25-	98
PCA30-	99
PCA33-	99
PCA60-	99
PCA62-	99
PCC00-	104
PCC02-	104
PCC10-	104
PCC12-	104
PCC20-	104
PCC22-	104
PCC24-	105
PCC25-	105
PCC30-	105
PCC31-	105
PCC33-	105
PCC34-	105
PCE02-	124
PCE12-	124
PCE31-	124
PCE34-	124
PCE40-	125
PCE41-	125
PCE42-	125
PCE43-	125
PCE50-	126
PCE51-	126
PCE60-	126
PCE62-	126
PCF02-	128
PCF12-	128
PCF31-	128
PCF34-	128
PCH10-	119
PCH15-	119
PCH16-	121
PCH38-	120
PCH39-	122
PCP00-	110
PCP05-	110
PCP10-	109
PCP15-	109
PCP20-	114
PCP22-	113
PCP26-	114
PCP27-	113
PCP30-	112
PCP33-	111

Tuotenro.	Sivu
PCP36-	112
PCP38-	111
PF00300404	9
PF00300604	9
PF00300606	9
PF00300806	9
PF00300808	9
PF00301006	9
PF00301008	9
PF00301010	9
PF00301208	9
PF00301210	9
PF00301212	9
PF00301616	9
PF00400404	9
PF00400606	9
PF00400808	9
PF00401010	9
PF00401212	9
PF00500404	10
PF00500606	10
PF00500808	10
PF00501010	10
PF00501212	10
PF00600404	10
PF00600606	10
PF00600808	10
PF00601010	10
PF00601212	10
PF00800404	10
PF00800406	10
PF00800408	10
PF00800606	10
PF00800808	10
PF00800810	10
PF00801010	10
PF00801012	10
PF00801212	10
PF01010004	10
PF01010006	10
PF01010008	10
PF01010010	10
PF01010012	10
PF10101608	5
PF20100201	5
PF20100301	5
PF20100401	5
PF20100402	5
PF20100404	5
PF20100501	5
PF20100502	5
PF20100504	5
PF20100601	5
PF20100602	5
PF20100604	5
PF201006M12	5
PF20100704	5
PF20100802	5

Tuotenro.	Sivu
PF20100804	5
PF20100806	5
PF201008M12	5
PF20100906	5
PF20101004	5
PF20101006	5
PF20101008	5
PF20101204	5
PF20101206	5
PF20101208	5
PF20101308	5
PF20101406	5
PF20101408	5
PF20200402	6
PF20200404	6
PF20200502	6
PF20200504	6
PF20200602	6
PF20200604	6
PF20200802	6
PF20200804	6
PF20201004	6
PF20201006	6
PF20300202	6
PF20300303	6
PF20300404	6
PF20300505	6
PF20300606	6
PF20300707	6
PF20300808	6
PF20300909	6
PF20301010	6
PF20301212	6
PF20301313	6
PF20301414	6
PF20310404	6
PF20310505	6
PF20310606	6
PF20310808	6
PF20311010	6
PF20311212	6
PF20311414	6
PF20400303	6
PF20400404	6
PF20400505	6
PF20400606	6
PF20400808	6
PF20401010	6
PF20401212	6
PF20401414	6
PF20500303	6
PF20500404	6
PF20500505	6
PF20500606	6
PF20500808	6
PF20501010	6
PF20501212	6
PF20501414	6

Tuotenro.	Sivu
PF20700401	7
PF20700402	7
PF20700404	7
PF20700501	7
PF20700502	7
PF20700504	7
PF20700601	7
PF20700602	7
PF20700604	7
PF207006M12	7
PF20700802	7
PF20700804	7
PF20700806	7
PF207008M12	7
PF20701004	7
PF20701006	7
PF20701204	7
PF20701206	7
PF20701208	7
PF20701406	7
PF20701408	7
PF20800404	8
PF20800505	8
PF20800606	8
PF20800808	8
PF20801010	8
PF20801212	8
PF20801414	8
PF20900406	7
PF20900504	7
PF20900604	7
PF20900605	7
PF20900608	7
PF20900804	7
PF20900805	7
PF20900806	7
PF20901006	7
PF20901008	7
PF20901204	7
PF20901206	7
PF20901208	7
PF20901210	7
PF20901410	7
PF20901412	7
PF21010004	8
PF21010005	8
PF21010006	8
PF21010008	8
PF21010010	8
PF21010012	8
PF21010014	8
PF21020004	8
PF21020006	8
PF21020008	8
PF21020010	8
PF21020012	8
PF21100301	7
PF21100401	7

Tuotenro.	Sivu
PF21100402	7
PF21100404	7
PF21100501	7
PF21100502	7
PF21100504	7
PF21100601	7
PF21100602	7
PF21100604	7
PF21100802	7
PF21100804	7
PF21100806	7
PF21101004	7
PF21101006	7
PF21101008	7
PF21101204	7
PF21101206	7
PF21101208	7
PF21101406	7
PF21101408	7
PF21300404	8
PF21300606	8
PF21300808	8
PF21301010	8
PF21301212	8
PF21500402	8
PF21500502	8
PF21500602	8
PF21500604	8
PF21500802	8
PF21500804	8
PF21500806	8
PF21501004	8
PF21501006	8
PF21501204	8
PF21501206	8
PF21501208	8
PF21501408	8
PF21600401	8
PF21600402	8
PF21600602	8
PF21600604	8
PF21600802	8
PF21600804	8
PF21600806	8
PF21601004	8
PF21601006	8
PF21601204	8
PF21601206	8
PF30110402	18
PF30110502	18
PF30110602	18
PF30110604	18
PF30110802	18
PF30110804	18
PF30110806	18
PF30110808	18
PF30111002	18
PF30111004	18

Tuotenro.	Sivu
PF30111006	18
PF30111008	18
PF30111206	18
PF30111208	18
PF30111508	18
PF30300404	18
PF30300505	18
PF30300606	18
PF30300808	18
PF30301010	18
PF30301212	18
PF30301515	18
PF30310404	19
PF30310505	19
PF30310606	19
PF30310808	19
PF30311010	19
PF30311212	19
PF30311515	19
PF30400404	19
PF30400505	19
PF30400606	19
PF30400808	19
PF30401010	19
PF30401212	19
PF30401515	19
PF30500404	19
PF30500505	19
PF30500606	19
PF30500808	19
PF30501010	19
PF30501212	19
PF30501515	19
PF31120502	19
PF31120602	19
PF31120604	19
PF31120802	19
PF31120804	19
PF31120806	19
PF31121004	19
PF31121006	19
PF31121008	19
PF31121206	19
PF31121208	19
PF31121508	19
PF32001501	20
PF32002302	20
PF32002804	20
PF32003206	20
PF32003708	20
PF32014102	20
PF32014604	20
PF32015406	20
PF32016308	20
PF32040202	20
PF32040404	20
PF32040606	20
PF35010001	20

Tuotenro.	Sivu
PF35010002	20
PF35010004	20
PF35010006	20
PF35010008	20
PF35020002	20
PF35020004	20
PF35020006	20
PF35020008	20
PF36000604	19
PF36000804	19
PF36000904	19
PF36001004	19
PF36001104	19
PF36001206	19
PF36001306	19
PF40110402	21
PF40110602	21
PF40110604	21
PF40110802	21
PF40110804	21
PF40110806	21
PF40111004	21
PF40111006	21
PF40111206	21
PF40111208	21
PF40111508	21
PF40200602	21
PF40200604	21
PF40200802	21
PF40200804	21
PF40200806	21
PF40201004	21
PF40201006	21
PF40300404	22
PF40300606	22
PF40300808	22
PF40301010	22
PF40301212	22
PF40301515	22
PF40400404	22
PF40400606	22
PF40400808	22
PF40401010	22
PF40401212	22
PF40401515	22
PF40500404	22
PF40500606	22
PF40500808	22
PF40501010	22
PF40501212	22
PF40501515	22
PF43000004	22
PF43000006	22
PF43000008	22
PF43000010	22
PF43000012	22
PF43000015	22
PF44000004	22

Tuotenro.	Sivu
PF44000006	22
PF44000008	22
PF44000010	22
PF44000012	22
PF44000015	22
PF45000402	22
PF45000503	22
PF45000604	22
PF45000805	22
PF45000806	22
PF45001007	22
PF45001008	22
PF45001209	22
PF45001210	22
PF45001512	22
PF45001513	22
PF50100102	11
PF50100202	11
PF50100204	11
PF50100206	11
PF50100404	11
PF50100406	11
PF50100408	11
PF50100606	11
PF50100608	11
PF50100808	11
PF50100812	11
PF50101212	11
PF50101216	11
PF50110202	11
PF50110204	11
PF50110206	11
PF50110404	11
PF50110406	11
PF50110408	11
PF50110606	11
PF50110608	11
PF50110808	11
PF50110812	11
PF50111212	11
PF50111216	11
PF50111616	11
PF50200101	12
PF50200202	12
PF50200404	12
PF50200606	12
PF50200808	12
PF50201212	12
PF50201616	12
PF50300201	12
PF50300402	12
PF50300602	12
PF50300604	12
PF50300804	12
PF50300806	12
PF50301208	12
PF50310402	12

Tuotenro.	Sivu
PF50310602	12
PF50310604	12
PF50310802	12
PF50310804	12
PF50310806	12
PF50311208	12
PF50311608	12
PF50320201	12
PF50320402	12
PF50320602	12
PF50320604	12
PF50320804	12
PF50320806	12
PF50410202	12
PF50410204	12
PF50410404	12
PF50410406	12
PF50410606	12
PF50410608	12
PF50410808	12
PF50410812	12
PF50500001	12
PF50500002	12
PF50500004	12
PF50500006	12
PF50500008	12
PF50600002	13
PF50600004	13
PF50600006	13
PF50600008	13
PF50600012	13
PF50600016	13
PF50700001	13
PF50700002	13
PF50700004	13
PF50700006	13
PF50700008	13
PF50700012	13
PF50700016	13
PF50710001	13
PF50710002	13
PF50710004	13
PF50710006	13
PF50710008	13
PF50710012	13
PF50710016	13
PF50800001	13
PF50800002	13
PF50800004	13
PF50800006	13
PF50800008	13
PF50800012	13
PF50800016	13
PF50810001	13
PF50810002	13
PF50810004	13
PF50810006	13
PF50810008	13

Tuotenro.	Sivu
PF50810012	13
PF50810016	13
PF50820001	13
PF50820002	13
PF50820004	13
PF50820006	13
PF50820008	13
PF50820012	13
PF50820016	13
PF50900002	14
PF50900004	14
PF50900006	14
PF50900008	14
PF51000501	14
PF51000702	14
PF51000704	14
PF51000802	14
PF51000804	14
PF51000902	14
PF51000904	14
PF51000906	14
PF51001204	14
PF51001206	14
PF51001208	14
PF51001706	14
PF51001708	14
PF51010501	14
PF51010602	14
PF51010604	14
PF51010702	14
PF51010704	14
PF51010802	14
PF51010804	14
PF51010902	14
PF51010904	14
PF51010906	14
PF51011002	14
PF51011004	14
PF51011006	14
PF51011204	14
PF51011206	14
PF51011208	14
PF51011406	14
PF51011408	14
PF51011706	14
PF51011708	14
PF51011812	14
PF51012008	14
PF51012012	14
PF51020602	14
PF51020604	14
PF51020802	14
PF51020804	14
PF51020902	14
PF51020904	14
PF51020906	14
PF51020908	14
PF51021204	14

Tuotenro.	Sivu
PF51021206	14
PF51021208	14
PF51021406	14
PF51021408	14
PF51021606	14
PF51021608	14
PF51021612	14
PF51021806	14
PF51021808	14
PF51021812	14
PF51022006	14
PF51022008	14
PF51022012	14
PF51022512	14
PF51022516	14
PF51102202	15
PF51103504	15
PF51104202	15
PF51105102	15
PF51105104	15
PF51200202	15
PF51200404	15
PF51200606	15
PF51200808	15
PF51210202	15
PF51210404	15
PF51210606	15
PF51210808	15
PF51300001	15
PF51300002	15
PF51300004	15
PF51300006	15
PF51300008	15
PF51500202	15
PF51500404	15
PF51500606	15
PF51500808	15
PF51501212	15
PF51501616	15
PF60010202	15
PF60010404	15
PF60010606	15
PF60010808	15
PF61020402	16
PF61020604	16
PF61020804	17
PF61020806	17
PF61030402	16
PF61030604	16
PF61030804	17
PF61030806	17
PF61040402	16
PF61040604	16
PF61040804	17
PF61040806	17
PF61050402	16
PF61050604	16
PF61050804	17

Tuotenro.	Sivu
PF61050806	17
PF61060402	16
PF61060604	16
PF61060804	17
PF61060806	17
PF62020402	16
PF62020604	16
PF62020804	17
PF62020806	17
PF62030402	16
PF62030604	16
PF62030804	17
PF62030806	17
PF62040402	16
PF62040604	16
PF62040804	17
PF62040806	17
PF62050402	16
PF62050604	16
PF62050804	17
PF62050806	17
PF62060402	16
PF62060604	16
PF62060804	17
PF62060806	17
PF90000001	23
PF90000002	23
PF90000004	23
PF90000006	23
PF90000008	23
PF90000012	23
PF90000016	23
PF90010001	23
PF90010002	23
PF90010004	23
PF90010006	23
PF90010008	23
PF90010012	23
PF90010016	23
PF90040002	23
PF90040004	23
PF90040006	23
PF90040008	23
PF90040012	23
PF90040016	23
PF90050002	23
PF90050004	23
PF90050006	23
PF90050008	23
PF90050012	23
PF90050016	23
PF91010002	23
PF91010004	23
PF91010006	23
PF91010008	23
PF91010012	23
PF91010016	23
PF91020002	23

Tuotenro.	Sivu
PF91020004	23
PF91020006	23
PF91020008	23
PF91020012	23
PF91020016	23
PU0110405001	80
PU0110420001	80
PU0110605001	80
PU0110620001	80
PU0110805001	80
PU0110820001	80
PU0110820002	80
PU0111220001	80
PU0111220002	80
PU0111620001	80
PU0111620002	80
PU0120420001	87
PU0120420002	87
PU0120820001	87
PU0120820002	87
PU0121620001	87
PU0121620002	87
PU0200200020	77
PU0200200040	77
PU0200200080	77
PU0200400020	77
PU0200400040	77
PU0200400080	77
PU0210400040	81
PU0210400080	81
PU0210400120	81
PU0210600120	81
PU0210800040	81
PU0210800080	81
PU0210800120	81
PU0211200120	81
PU0211600120	81
PU0220400120	87
PU0220800120	87
PU0221600120	87
PU0310420081	81
PU0310420121	81
PU0310620121	81
PU0310820081	81
PU0310820121	81
PU0310820122	81
PU0311220121	81
PU0311620121	81
PU0311620122	81
PU0320420121	88
PU0320420122	88
PU0320820121	88
PU0320820122	88
PU0321620121	88
PU0321620122	88
PU0410400000	82
PU0410600000	82
PU0410800000	82

HAKEMISTO

Tuotenro.	Sivu
PU0411200000	82
PU0411600000	82
PU0420400000	88
PU0420800000	88
PU0421600000	88
PU0510470000	83
PU0510472000	83
PU0510670000	83
PU0510672000	83
PU0510870000	83
PU0510872000	83
PU0511270000	83
PU0511272000	83
PU0511670000	83
PU0511672000	83
PU0610401001	80
PU0610601001	80
PU0610801001	80
PU0611201001	80
PU0611601001	80
PU0810872000	82
PU0811272000	82
PU0811672000	82
PU1010004	84
PU1010008	84
PU1010012	84
PU1020004	89
PU1020008	89
PU1020012	89
PU1200200020	77
PU1200200040	77
PU1200200080	77
PU1200400020	77
PU1200400040	77
PU1200400080	77
PU3010405	84
PU3010420	84
PU3010605	84
PU3010620	84
PU3010805	84
PU3010820	84
PU3011205	84
PU3011220	84
PU3011605	84
PU3011620	84
PU3020405	89
PU3020420	89
PU3020805	89
PU3020820	89
PU3021605	89
PU3021620	89
PU3210401	84
PU3210801	84
PU3211201	84
PU3220401	89
PU3220801	89
PU3221201	89
PU8010000	77

Tuotenro.	Sivu
PU8010000	84
PU8010000	89
PU8020000	84
PU8020000	89
PU8030000	84
PU8030000	89
PV0001203200	32
PV0001203210	32
PV0001213200	32
PV0001213210	32
PV0001223200	31
PV0001223210	31
PV0001233200	31
PV0001233210	31
PV0001313200	33
PV0001313210	33
PV0001323200	33
PV0001323210	33
PV0001343200	34
PV0001343210	34
PV0001353200	34
PV0001353210	34
PV0005203200	32
PV0005203210	32
PV0005213200	32
PV0005213210	32
PV0005313200	33
PV0005313210	33
PV0005323200	33
PV0005323210	33
PV0005343200	34
PV0005343210	34
PV0005353200	34
PV0005353210	34
PV0401503200	60
PV0401503210	60
PV0402503200	60
PV0402503210	60
PV0404503200	61
PV0404503210	61
PV0518503200	62
PV0518503210	62
PV0519503200	62
PV0519503210	62
PV07106BB35	69
PV07106BV35	69
PV07106DB35	69
PV07106DV35	69
PV07106DW52	69
PV07107BB10	69
PV07107BV10	69
PV07107DB12	69
PV07107DV12	69
PV07107EB18	69
PV07107EV18	69
PV07107FB25	69
PV07107GB30	69
PV07107HB37	69

Tuotenro.	Sivu
PV07107IB50	69
PV07206BV35	70
PV07206DV35	70
PV07207BB10	70
PV07207BV10	70
PV07207DB12	70
PV07207DV12	70
PV07207FB25	70
PV07207FV25	70
PV1002013200	41
PV1002013221	41
PV1002015220	41
PV1002015221	41
PV1002053221	38
PV1002055221	38
PV1002055340	37
PV1002055341	37
PV1002063200	39
PV1002063221	39
PV1002065220	39
PV1002065221	39
PV1002065330	39
PV1002065331	39
PV1002065340	39
PV1002065341	39
PV1002065350	39
PV1002065351	39
PV1002203200	42
PV1002203210	42
PV1002205220	42
PV1002213200	42
PV1002213210	42
PV1002215220	42
PV1002243200	44
PV1002245220	44
PV1002303200	45
PV1002305220	45
PV1002313200	45
PV1002315220	45
PV1002333200	46
PV1002335220	46
PV1002503200	52
PV1002503210	52
PV1002503221	52
PV1002505220	53
PV1002505221	53
PV1002505330	53
PV1002505340	53
PV1002505350	53
PV1002583200	52
PV1002583221	52
PV1002585220	53
PV1002585221	53
PV1002585330	53
PV1002585340	53
PV1002585350	53
PV1002603200	47
PV1002603210	47

Tuotenro.	Sivu
PV1002603221	48
PV1002605220	47
PV1002605221	48
PV1002605330	48
PV1002605340	48
PV1002605350	48
PV10028002	58
PV10028003	58
PV10028004	58
PV10028005	58
PV10028006	58
PV10028060	58
PV10028061	58
PV10028100	58
PV10028102	58
PV10028103	58
PV10028104	58
PV10028105	58
PV10028106	58
PV10028107	58
PV10028108	58
PV10028109	58
PV10028110	58
PV10028201	59
PV10028202	59
PV10028203	59
PV1004013200	41
PV1004013221	41
PV1004015220	41
PV1004015221	41
PV1004053221	38
PV1004055221	38
PV1004063200	40
PV1004063221	40
PV1004065220	40
PV1004065221	40
PV1004065330	40
PV1004065331	40
PV1004065340	40
PV1004065341	40
PV1004065350	40
PV1004065351	40
PV1004503200	54
PV1004503210	54
PV1004503221	54
PV1004505220	54
PV1004505221	54
PV1004505330	55
PV1004505340	55
PV1004505350	55
PV1004583200	54
PV1004583221	54
PV1004585220	54
PV1004585221	54
PV1004585330	55
PV1004585340	55
PV1004585350	55
PV1004603200	48

Tuotenro.	Sivu
PV1004603210	48
PV1004603221	49
PV1004605220	49
PV1004605221	49
PV1004605330	49
PV1004605340	49
PV1004605350	49
PV10048002	58
PV10048003	58
PV10048004	58
PV10048005	58
PV10048006	58
PV10048060	58
PV10048061	58
PV10048100	58
PV10048102	58
PV10048103	58
PV10048104	58
PV10048105	58
PV10048106	58
PV10048107	58
PV10048108	58
PV10048109	58
PV10048110	58
PV10048201	59
PV10048202	59
PV10048203	59
PV1008503200	55
PV1008503210	55
PV1008503221	55
PV1008505220	56
PV1008505221	56
PV1008505330	56
PV1008505340	56
PV1008505350	56
PV1008603200	50
PV1008603210	50
PV1008603221	50
PV1008605220	50
PV1008605221	50
PV1008605330	51
PV1008605340	51
PV1008605350	51
PV1451505220	65
PV1451505221	65
PV1451505330	65
PV1451505340	65
PV1451505350	65
PV1451605220	64
PV1451605221	64
PV1451605330	64
PV1451605340	64
PV1451605350	64
PV14519400	66
PV1452505220	65
PV1452505221	65
PV1452505330	65
PV1452505340	65

Tuotenro.	Sivu
PV1452505350	65
PV1452605220	64
PV1452605221	64
PV1452605330	64
PV1452605340	64
PV1452605350	64
PV14529400	66
PV1504503200	68
PV1504503221	68
PV1504505220	68
PV1504505221	68
PV1504603200	67
PV1504603221	67
PV1504605220	67
PV1504605221	67
PV30000000	35
PV3001032200	35,43
PV3002032200	35,43
PV3002032201	35,43
PV3003032200	35,43
PV3003032201	35,43
PV3004042200	35,43
PV3004042201	35,43
PV3005042200	35,43

Tuotenro.	Sivu
PV3005042201	35,43
PV4004105270	36
PV4004105271	36
PV4005103260	36
PV5100000401	72
PV5100000402	72
PV5100000601	72
PV5100000602	72
PV5100000604	72
PV5100000802	72
PV5100000804	72
PV5100001004	72
PV5101000602	72
PV5101000604	72
PV5101000802	72
PV5101000804	72
PV5101001004	72
PV5200010202	72
PV5200010404	72
PV5200010606	72
PV5200010808	72
PV5300030404	72
PV5300030606	72
PV5300030808	72

Tuotenro.	Sivu
PV5300031010	72
PV5400020101	72
PV5400020202	72
PV5400020404	72
PV5400020606	72
PV5400020808	72
PV5402020101	72
PV5402020202	72
PV5402020404	72
PV5402020606	72
PV5402020808	72
PV6000000202	71
PV6000000404	71
PV6100020101	71
PV6100020202	71
PV6100020404	71
PV6100020606	71
PV6100020808	71
PV6200020202	71
PV6200020404	71
PV6200020606	71
PV6200020808	71
PV6300000202	71
PV6300000404	71

Tuotenro.	Sivu
PV6300000606	71
PV6300000808	71
PV6500000202	71
PV6500000404	71
PV6500000606	71
PV6500000808	71
PV6502010404	71
PV6502010606	71
PV6502010808	71
PV6502011010	71
PV7002100480	73
PV7002100481	73
PV7002100485	73
PV7002100486	73
PV7002102502	73
PV74010704	73
PV74031804	73
PV74031806	73
PV74031808	73
PV8220000000	57,61,66
PV8220001024	57,61,66
PV8220001110	57,61,66
PV8220001220	57,61,66
PV8220903024	57,61

Tuotenro.	Sivu
PV8220904012	57,61
PV8220904012	66
PV8220904024	66
PV8220905025	57,61,66
PV8220905110	57,61,66
PV8220905220	57,61,66
PV8221007012	69,70
PV8221007024	69,70
PV8221007025	69,70
PV8221008220	69,70
PV8300000000	57,61,66
PV8300001024	57,61,66
PV8300001110	57,61,66
PV8300001220	57,61,66
PV8300902024	57,61,66
PV8300905025	57,61,66
PV8300905110	57,61,66
PV8300905220	57,61,66
PV8301310012	69,70
PV8301310024	69,70
PV8301315220	69,70
PV8301316025	69,70

HAKEMISTO

Lue lisää

hydroscand.fi

HYDROSCAND

© HYDROSCAND OY 6-2022